



*MULTI-POSITION, VARIABLE-SPEED,
ECM-BASED AIR HANDLER
WITH INTERNAL TXV
COMMUNICATING
1½ TO 5 TONS*

■ **Contents**

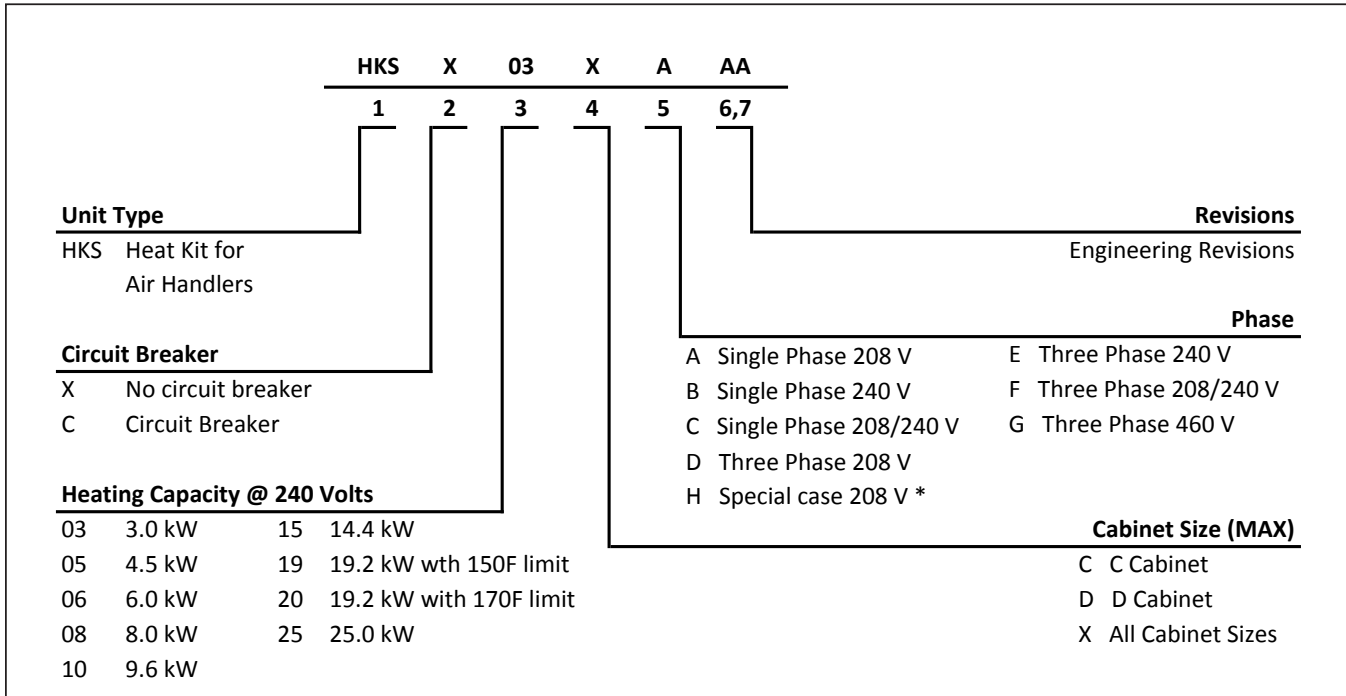
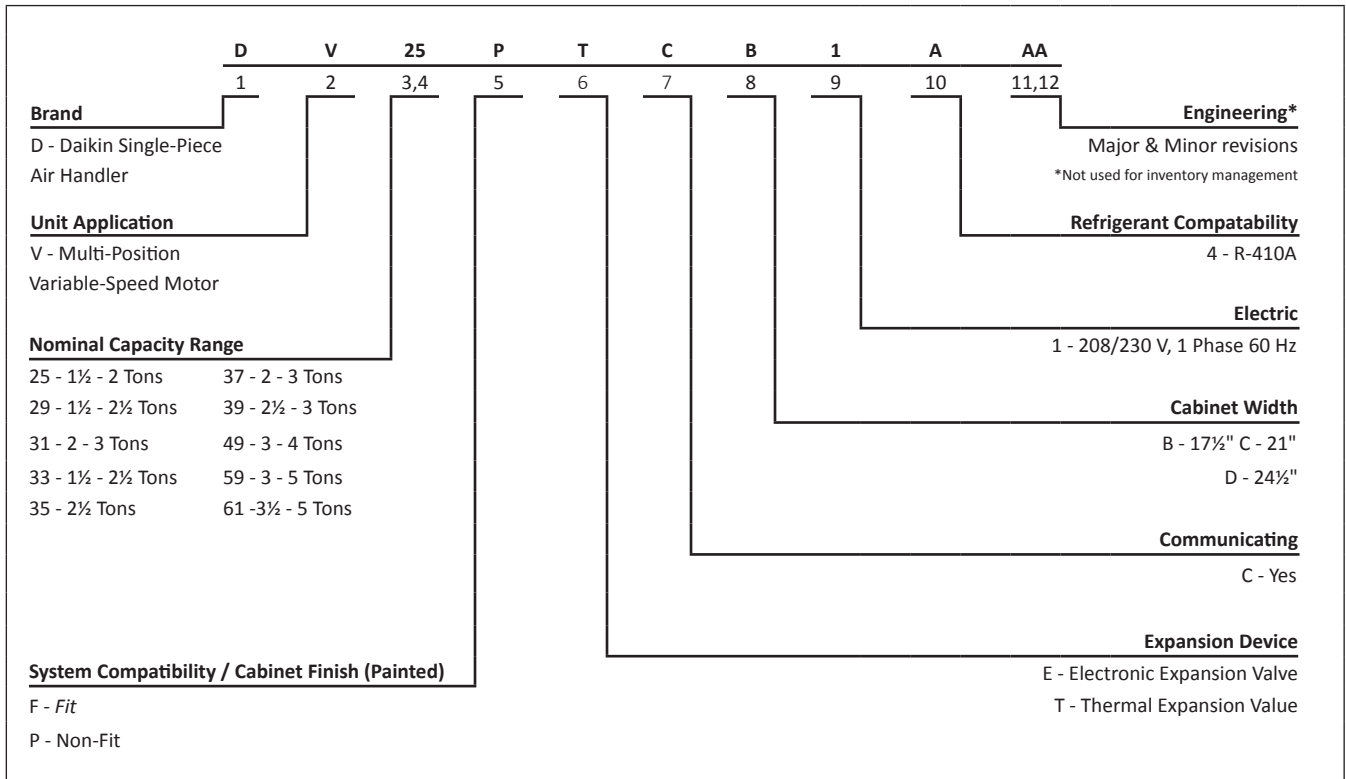
Air Handler Nomenclature	2
Heater Kit Nomenclature	2
Product Specifications	3
Dimensions	4
Airflow Data	5
Heat Kit Data.....	8
Wiring Diagram	16
Accessories	18

■ **Product Features**

- Internal factory-installed thermal expansion valves for cooling and heat pump applications
- Variable-speed ECM blower motor
- Compatible with Daikin *One+* smart thermostat and other Daikin communicating equipment
- Auto configuration of the airflow and tonnage in communicating mode
- All-aluminum evaporator coil
- Provides constant CFM over a wide range of static pressure conditions independent of duct system
- CFM indicator
- Fault recall of six most recent faults
- Provides adjustable low CFM for efficient fan-only operation
- Improved humidity and comfort control
- Built-in compatibility with multi-stage heat pump and cooling applications
- AHRI certified; ETL listed
- Cabinet air leakage less than 2.0% at 1.0 inch H₂O when tested in accordance with ASHRAE standard 193
- Cabinet air leakage less than 1.4% at 0.5 inch H₂O when tested in accordance with ASHRAE standard 193
- 3 kW – 25 kW electric heater kits
- Horizontal or vertical configuration capabilities
- 21” depth for easier attic access
- DecaBDE-free thermoplastic drain pan with secondary drain connections
- Screw-less sides and back helps to reduce condensation when installed in humid locations
- Foil-faced insulation covers the internal casing to reduce cabinet condensation
- Galvanized, leather grain-embossed finish
- Glue-less cabinet insulation retention
- Tool-less filter access



* Complete warranty details available from your local dealer or at www.daikincomfort.com. To receive the 12-Year Parts Limited Warranty, online registration must be completed within 60 days of installation. Additional requirements for annual maintenance are required for the Unit Replacement Limited Warranty. Online registration and some of the additional requirements are not required in California or Quebec.



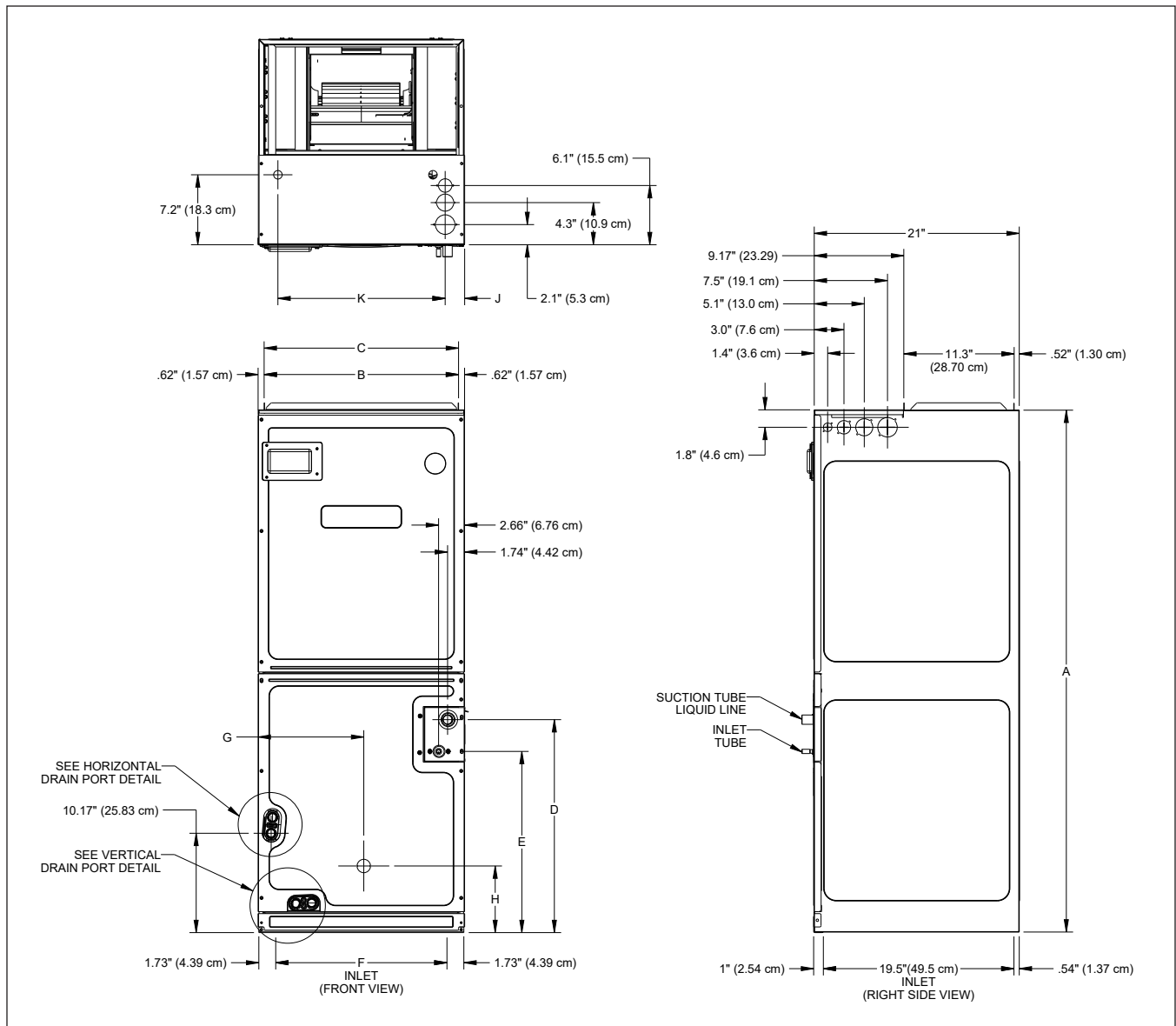
* REFER S&R PLATE

	DV25 PTCB14A*	DV29 PTCB14A*	DV31 PTCC14A*	DV33 PTCC14A*	DV35 PTCB14	DV37 PTCB14A*	DV37 PTCC14A*	DV37 PTCD14A*	DV39 PTCC14*
NOMINAL RATINGS									
Cooling (BTU/h)	24,000	30,000	30,000	24,000	28,000	36,000	36,000	36,000	36,000
CFM (High range)	1085/650	1085/610	1315/870	1090/685	1020/685	1085/610	1315/870	1375/865	1315/965
BLOWER									
Diameter	9½"	9½"	10⅝"	10⅝"	9½"	9½"	10⅝"	10⅝"	10⅝"
Width	6"	6"	8"	8"	6"	6"	8"	10⅝"	8"
Coil Drain Connection FPT	¾"	¾"	¾"	¾"	¾"	¾"	¾"	¾"	¾"
SERVICE VALVE									
Liquid	⅜"	⅜"	⅜"	⅜"	⅜"	⅜"	⅜"	⅜"	⅜"
Suction	¾"	⅞"	⅞"	⅞"	¾"	⅞"	⅞"	⅞"	⅞"
ELECTRICAL DATA									
Voltage	208/240	208/240	208/240	208 / 240	208/240	208/240	208/240	208/240	208 / 240
Electric Heat Capacity (kW)	3, 5, 6, 8, 10, 15	3, 5, 6, 8, 10, 15	5, 6, 8, 10, 15, 19	3, 5, 6, 8, 10, 15	3, 5, 6, 8, 10, 15	3, 5, 6, 8, 10, 15	5, 6, 8, 10, 15, 19	5, 6, 8, 10, 15, 20	5, 6, 8, 10, 15, 19
Min Circuit Ampacity	4.9/4.9	6.5/6.5	6.5/6.5	4.9/4.9	4.9/4.9	6.5/6.5	6.5/6.5	6.5/6.5	6.5/6.5
Max. Overcurrent Device (amps)	15/15	15/15	15/15	15/15	15/15	15/15	15/15	15/15	15/15
Minimum VAC	197	197	197	197	197	197	197	197	197
Maximum VAC	253	253	253	253	253	253	253	253	253
BLOWER MOTOR									
FLA	3.9	5.2	5.2	3.9	3.9	5.2	5.2	5.2	5.2
HP	½	¾	¾	½	½	¾	¾	¾	¾
SHIP WEIGHT (LBS)									
	116	129	144	118	116	129	144	155	118

Note: Minimum Circuit Ampacity (MCA) and Maximum Overcurrent Protection (MOP) for blower without supplemental heat installed.
Refer to unit nameplate and/or Heat Kit Data for specification with approved accessory heaters installed

	DV49 PTCC14A*	DV49 PTCD14A*	DV59 PTCC14A*	DV59 PTCD14A*	DV61 PTCD14A*
NOMINAL RATINGS					
Cooling (BTU/h)	48,000	42,000	48,000	48,000	60,000
CFM (High range)	1420/1040	1530/1195	1595/875	1990/1445	2025/1630
BLOWER					
Diameter	10⅝"	10⅝"	10⅝"	11 ¹⁵ / ₁₆ "	11 ¹⁵ / ₁₆ "
Width	8"	10⅝"	8"	10⅝"	10⅝"
Coil Drain Connection FPT	¾"	¾"	¾"	¾"	¾"
SERVICE VALVE					
Liquid	⅜"	⅜"	⅜"	⅜"	⅜"
Suction	⅞"	⅞"	⅞"	⅞"	⅞"
ELECTRICAL DATA					
Voltage	208 / 240	208/240	208/240	208/240	208/240
Electric Heat Capacity (kW)	5, 6, 8, 10, 15, 19	5, 6, 8, 10, 15	5,6,8,10, 15,19	5, 6, 8, 10, 15, 20	5, 6, 8, 10, 15, 20,25
Min Circuit Ampacity	6.5/6.5	6.5/6.5	8.6/8.6	8.6/8.6	8.6/8.6
Max. Overcurrent Device (amps)	15 / 15	15/15	15/15	15/15	15/15
Minimum VAC	197	197	197	197	197
Maximum VAC	253	253	253	253	253
BLOWER MOTOR					
FLA	5.2	5.2	6.9	6.9	6.9
HP	¾	¾	1	1	1
SHIP WEIGHT (LBS)					
	125	167	144	155	167

Note: Minimum Circuit Ampacity (MCA) and Maximum Overcurrent Protection (MOP) for blower without supplemental heat installed.
Refer to unit nameplate and/or Heat Kit Data for specification with approved accessory heaters installed



MODEL	A	B	C	D	E	F	G	H
DV25PTCB14*	45	16 ³ / ₈	17 ¹ / ₂	15 ¹ / ₄	12	14 ¹ / ₆	9 ¹ / ₈	12 ⁵ / ₈
DV29PTCB14*	53 ⁷ / ₁₆	16 ³ / ₈	17 ¹ / ₂	23 ¹¹ / ₁₆	20 ¹ / ₂	14 ¹ / ₆	9 ¹ / ₈	7 ⁷ / ₈
DV31PTCC14*	53 ⁷ / ₁₆	19 ¹ / ₈	21	21 ¹³ / ₁₆	18 ³ / ₈	17 ¹¹ / ₁₆	10 ¹³ / ₁₆	6 ¹³ / ₁₆
DV33PTCC14*	49	19 ¹ / ₈	21	17 ⁹ / ₁₆	14 ³ / ₈	17 ¹¹ / ₁₆	10 ⁹ / ₁₆	12 ¹ / ₂
DV35PTCB14	45	16 ³ / ₈	17 ¹ / ₂	15 ¹ / ₄	12	14 ¹ / ₆	9 ¹ / ₈	12 ⁵ / ₈
DV37PTCB14*	53 ⁷ / ₁₆	16 ³ / ₈	17 ¹ / ₂	23 ¹¹ / ₁₆	20 ¹ / ₂	14 ¹ / ₆	9 ¹ / ₈	7 ⁷ / ₈
DV37PTCC14*	53 ⁷ / ₁₆	19 ¹ / ₈	21	21 ¹³ / ₁₆	18 ³ / ₈	17 ¹¹ / ₁₆	10 ¹³ / ₁₆	6 ¹³ / ₁₆
DV37PTCD14*	53 ⁷ / ₁₆	23 ⁵ / ₁₆	24 ¹ / ₂	21 ¹ / ₂	18 ⁵ / ₁₆	21 ³ / ₁₆	12 ⁵ / ₈	6 ⁷ / ₈
DV39PTCC14*	49	19 ¹ / ₈	21	17 ⁹ / ₁₆	14 ³ / ₈	17 ¹¹ / ₁₆	10 ⁹ / ₁₆	12 ¹ / ₂
DV49PTCC14*	49	19 ¹ / ₈	21	17 ⁹ / ₁₆	14 ³ / ₈	17 ¹¹ / ₁₆	10 ⁹ / ₁₆	12 ¹ / ₂
DV49PTCD14*	58	23 ⁵ / ₁₆	24 ¹ / ₂	26 ¹ / ₈	22 ⁷ / ₈	21 ³ / ₁₆	12 ⁵ / ₈	25 ¹ / ₈
DV59PTCC14*	53 ⁷ / ₁₆	19 ¹ / ₈	21	21 ¹³ / ₁₆	18 ³ / ₈	17 ¹¹ / ₁₆	10 ¹³ / ₁₆	6 ¹³ / ₁₆
DV59PTCD14*	53 ⁷ / ₁₆	23 ⁵ / ₁₆	24 ¹ / ₂	21 ¹ / ₂	18 ⁵ / ₁₆	21 ³ / ₁₆	12 ⁵ / ₈	6 ⁷ / ₈
DV61PTCD14*	58	23 ⁵ / ₁₆	24 ¹ / ₂	26 ¹ / ₈	22 ⁷ / ₈	21 ³ / ₁₆	12 ⁵ / ₈	25 ¹ / ₈

MODEL	SPEED TAP		0.1	0.2	0.3	0.4	0.5	0.6	0.7	0.8	0.9
DV25PTCB14A*	A	Low	460	445	445	425	410	400	400	400	395
	B	Low	620	610	600	605	600	590	585	575	565
	C	Low	700	695	690	690	690	690	675	665	660
	D	Low	750	750	745	745	740	730	720	710	700
	A	High	670	660	650	650	655	645	640	635	625
	B	High	870	865	855	850	840	840	840	830	835
	C	High	1000	990	980	975	965	965	955	955	945
	D	High	1105	1095	1085	1075	1065	1055	1050	1040	1030
DV35PTCB14	A	Low	395	390	395	390	385	380	380	380	380
	B	Low	580	580	590	580	575	580	575	575	575
	C	Low	670	670	680	690	680	670	660	660	665
	D	Low	715	705	710	720	715	705	690	685	680
	A	High	645	630	645	645	635	630	630	630	635
	B	High	900	875	870	870	870	870	865	855	845
	C	High	1030	1015	1005	995	990	985	990	990	980
	D	High	1075	1060	1045	1035	1030	1025	1020	1020	1015
DV29PTCB14A* DV37PTCB14A*	A	Low	390	385	375	360	350	335	325	315	305
	B	Low	545	540	545	540	540	540	535	530	525
	C	Low	610	620	630	635	630	625	620	625	625
	D	Low	720	735	740	740	735	730	725	715	705
	A	High	615	620	610	605	610	615	615	620	625
	B	High	790	795	795	795	795	790	800	795	785
	C	High	925	930	930	925	925	920	915	910	905
	D	High	1085	1085	1085	1080	1080	1075	1070	1065	1060
DV31PTCC14A* DV37PTCC14A*	A	Low	610	600	590	590	600	605	610	610	610
	B	Low	710	710	705	705	695	690	685	675	665
	C	Low	845	845	845	825	815	810	800	805	795
	D	Low	915	910	910	900	850	840	830	820	825
	A	High	885	880	880	860	850	840	830	820	830
	B	High	1055	1055	1055	1040	1030	1015	1005	995	985
	C	High	1275	1270	1265	1260	1250	1240	1230	1215	1205
	D	High	1365	1360	1360	1330	1300	1290	1280	1270	1255
DV33PTCC14A*	A	Low	500	480	460	445	430	415	400	380	365
	B	Low	580	565	545	535	525	515	505	495	485
	C	Low	710	700	685	675	670	665	655	645	640
	D	Low	725	750	755	760	755	745	735	725	715
	A	High	710	700	685	685	685	680	670	660	645
	B	High	765	780	785	785	785	775	770	760	745
	C	High	950	960	970	970	970	960	955	945	935
	D	High	1090	1090	1090	1095	1090	1085	1080	1075	1065
DV37PTCD14A*	A	Low	605	605	605	575	560	545	525	510	500
	B	Low	730	725	725	700	700	695	680	660	645
	C	Low	820	820	820	800	760	750	740	720	700
	D	Low	870	885	940	885	875	865	850	835	835
	A	High	910	905	900	870	870	860	855	845	845
	B	High	1085	1080	1080	1060	1060	1055	1045	1035	1020
	C	High	1230	1225	1225	1205	1205	1200	1190	1185	1180
	D	High	1405	1405	1405	1370	1365	1355	1345	1335	1330
DV39PTCC14A*	A	Low	715	695	680	685	685	680	675	665	650
	B	Low	755	770	780	780	780	780	770	765	755
	C	Low	780	790	795	805	800	800	795	805	795
	D	Low	875	885	890	890	890	890	885	880	875
	A	High	960	960	965	970	965	965	960	955	950
	B	High	1120	1115	1115	1115	1120	1115	1115	1110	1105
	C	High	1180	1180	1175	1175	1175	1175	1170	1165	1160
	D	High	1325	1320	1315	1315	1310	1310	1310	1305	1300

Note: When applying a humidistat (normally closed), refer to the installation and operating instructions. The humidistat can adjust the cooling airflow to 85%.

AIRFLOW DATA

MODEL	SPEED TAP		0.1	0.2	0.3	0.4	0.5	0.6	0.7	0.8	0.9
DV49PTCC14A*	A	Low	705	710	725	735	740	740	740	735	730
	B	Low	730	745	760	770	775	775	775	770	765
	C	Low	850	865	870	875	880	880	875	870	865
	D	Low	950	955	960	965	965	965	965	960	955
	A	High	1030	1040	1040	1045	1045	1045	1045	1040	1035
	B	High	1090	1095	1095	1095	1095	1095	1095	1090	1085
	C	High	1290	1290	1280	1285	1280	1280	1275	1275	1270
	D	High	1425	1425	1420	1420	1415	1410	1410	1405	1400
DV49PTCD14A*	A	Low	795	815	820	820	810	800	785	785	770
	B	Low	870	890	895	895	890	875	865	850	850
	C	Low	985	990	995	995	990	980	970	955	940
	D	Low	1040	1055	1055	1055	1045	1035	1025	1020	1005
	A	High	1195	1195	1195	1200	1195	1185	1175	1165	1155
	B	High	1325	1320	1320	1315	1315	1305	1295	1285	1275
	C	High	1460	1460	1455	1455	1455	1450	1440	1430	1420
	D	High	1520	1530	1530	1530	1530	1525	1515	1510	1495
DV59PTCC14A*	A	Low	635	620	610	600	600	600	600	600	600
	B	Low	790	805	810	810	805	805	795	810	800
	C	Low	930	940	940	935	930	925	920	915	905
	D	Low	1065	1065	1070	1065	1060	1050	1045	1035	1030
	A	High	870	880	875	875	870	865	860	860	845
	B	High	1230	1230	1225	1220	1210	1205	1200	1190	1180
	C	High	1420	1410	1410	1405	1395	1385	1380	1380	1370
	D	High	1615	1600	1595	1595	1585	1580	1570	1565	1555
DV59PTCD14A*	A	Low	1030	1035	1040	1040	1030	1025	1015	995	970
	B	Low	1260	1260	1260	1260	1260	1250	1245	1235	1225
	C	Low	1330	1335	1330	1330	1325	1320	1315	1305	1295
	D	Low	1395	1395	1395	1390	1390	1385	1375	1365	1355
	A	High	1450	1445	1445	1435	1430	1425	1420	1410	1395
	B	High	1795	1790	1790	1785	1775	1765	1760	1750	1745
	C	High	1890	1890	1890	1880	1870	1865	1855	1850	1840
	D	High	1995	1995	1990	1985	1985	1975	1965	1955	1945
DV61PTCD14A*	A	Low	1080	1085	1080	1085	1080	1075	1070	1065	1055
	B	Low	1200	1200	1210	1210	1210	1210	1205	1205	1200
	C	Low	1290	1290	1280	1275	1280	1280	1270	1265	1265
	D	Low	1360	1355	1350	1355	1350	1345	1340	1340	1330
	A	High	1630	1630	1630	1625	1620	1615	1610	1600	1590
	B	High	1820	1820	1820	1815	1805	1795	1785	1780	1770
	C	High	1935	1930	1925	1920	1905	1900	1890	1875	1865
	D	High	2035	2030	2025	2020	2005	1995	1985	1960	1955

Note: When applying a humidistat (normally closed), refer to the installation and operating instructions. The humidistat can adjust the cooling airflow to 85%.

HTR KW	S9	S10	S11	DV25 PTCB14	DV29 PTCB14	DV37 PTCC14	DV33 PTCC14	DV35PTCB16 DV37PTCB14	DV37 PTCD14	DV39 PTCC14	DV31 PTCC14
3	ON	ON	ON	550	550	NR	600	550	---	---	600
5	ON	ON	OFF	650	650	850	700	650	1240	850	850
6	ON	OFF	ON	700	700	900	750	700	1240	900	900
8	ON	OFF	OFF	800	800	1000	875	800	1240	1000	1000
10	OFF	ON	ON	850	875	1170	950	875	1240	1170	1170
15	OFF	ON	OFF	875	875	1345	950	1050	1520	1345	1345
19*	OFF	OFF	ON	---	---	1345	---	---	---	1345	1345
20	OFF	OFF	ON	---	---	NR	---	---	1520	---	NR
21	OFF	OFF	OFF	---	---	NR	---	---	---	---	NR
25*	OFF	OFF	OFF	---	---	NR	---	---	---	---	NR

Note: Airflow data shown applies to the electric heat only in either legacy mode or communicating mode operation

* Within thermostat user menu CTK0* communicating thermostat will display 20KW for OFF- OFF- ON dip switch selection, 21kW for OFF-OFF-OFF dip switch selection. NR - Not rated

HTR KW	S9	S10	S11	DV49 PTCC14	DV49PTC D14†	DV59PTC C14	DV59PTC D14	DV61PTC D14††
3	ON	ON	ON	---	---	---	---	---
5	ON	ON	OFF	1170	1250	1170	1240	1250
6	ON	OFF	ON	1170	1300	1170	1240	1300
8	ON	OFF	OFF	1170	1500	1170	1240	1500
10	OFF	ON	ON	1170	1550	1170	1240	1550
15	OFF	ON	OFF	1345	1720	1345	1520	1780
19*	OFF	OFF	ON	1345	---	1345	---	---
20	OFF	OFF	ON	---	---	---	1520	1850
21	OFF	OFF	OFF	---	---	---	---	---
25*	OFF	OFF	OFF	---	---	---	---	1850

Note: Airflow data shown applies to the electric heat only in either legacy mode or communicating mode operation

* Within thermostat user menu CTK0* communicating thermostat will display 20KW for OFF- OFF- ON dip switch selection, 21kW for OFF-OFF-OFF dip switch selection. NR - Not rated

† For match-up with a 3-ton outdoor unit; heater kit application shall not exceed 15 kW. Airflow for 5 kW up to 15 kW heater kits shall be set to 1400 CFM speed tap of ON-ON-OFF.

†† For match-up with a 3.5-ton outdoor unit; heater kit application shall not exceed 20 kW. Airflow for 5 kW up to 20 kW heater kits shall be set to 1620 CFM speed tap of ON-ON-OFF.

HEAT KIT DATA

MODELS		CIRCUIT 1			CIRCUIT 2			SINGLE-POINT KIT	
		AMPS	MCA ¹	MOP ²	AMPS	MCA ¹	MOP ²	MCA ¹	MOP ²
DV25PTCB14AB		0/0	4.9/4.9	15/15	---	---	---	---	---
HKX03XC - 208 V	No Breaker	10.8	18.4	20	---	---	---	---	---
HKX05XC - 208 V		17.3	27	30	---	---	---	---	---
HKX06XC - 208 V		21.7	32	35	---	---	---	---	---
HKX08XC - 208 V		28.9	41	45	---	---	---	---	---
HKX10XC - 208 V		34.7	48	50	---	---	---	---	---
HKSC05XC - 208 V	Breaker	17.3	27	30	---	---	---	---	---
HKSC08XC - 208 V		28.9	41	45	---	---	---	---	---
HKSC10XC - 208 V		34.7	48	50	---	---	---	---	---
HKSC15XA - 208 V		34.7	48	50	17.3	21.7	25	69.9	70
HKX03XC - 240 V	No Breaker	12.5	21	25	---	---	---	---	---
HKX05XC - 240 V		20.0	29.9	30	---	---	---	---	---
HKX06XC - 240 V		25	36.1	40	---	---	---	---	---
HKX08XC - 240 V		33.3	46.5	50	---	---	---	---	---
HKX10XC - 240 V		40.0	54.9	60	---	---	---	---	---
HKSC05XC - 240 V	Breaker	20.0	29.9	30	---	---	---	---	---
HKSC08XC - 240 V		33.3	46.5	50	---	---	---	---	---
HKSC10XC - 240 V		40.0	54.9	60	---	---	---	---	---
HKSC15XB - 240 V		40.0	54.9	60	20	25	25	79.9	80
DV29PTCB14AB		0/0	6.5/6.5	15/15	---	---	---	---	---
HKX03XC - 208 V	No Breaker	10.8	20	20	---	---	---	---	---
HKX05XC - 208 V		17.3	28.2	30	---	---	---	---	---
HKX06XC - 208 V		21.7	33.6	35	---	---	---	---	---
HKX08XC - 208 V		28.9	42.6	45	---	---	---	---	---
HKX10XC - 208 V		34.7	49.8	50	---	---	---	---	---
HKSC05XC - 208 V	Breaker	17.3	28.2	30	---	---	---	---	---
HKSC08XC - 208 V		28.9	42.6	45	---	---	---	---	---
HKSC10XC - 208 V		34.7	49.8	50	---	---	---	---	---
HKSC15XA - 208 V		34.7	49.8	50	17.3	21.7	25	71.5	80
HKX03XC - 240 V	No Breaker	12.5	22.1	25	---	---	---	---	---
HKX05XC - 240 V		20	32	35	---	---	---	---	---
HKX06XC - 240 V		25	38	40	---	---	---	---	---
HKX08XC - 240 V		33.3	48	50	---	---	---	---	---
HKX10XC - 240 V		40	57	60	---	---	---	---	---
HKSC05XC - 240 V	Breaker	20	32	35	---	---	---	---	---
HKSC08XC - 240 V		33.3	48	50	---	---	---	---	---
HKSC10XC - 240 V		40	57	60	---	---	---	---	---
HKSC15XB - 240 V		40	57	60	20	25	25	81.5	90
DV35PTCB14AA		0/0	4.9/4.9	15/15	---	---	---	---	---
HKX03XC - 208 V	No Breaker	10.8	18.4	20	---	---	---	---	---
HKX05XC - 208 V		17.3	27	30	---	---	---	---	---
HKX06XC - 208 V		21.7	32	35	---	---	---	---	---
HKX08XC - 208 V		28.9	41	45	---	---	---	---	---
HKX10XC - 208 V		34.7	48	50	---	---	---	---	---
HKSC05XC - 208 V	Breaker	17.3	27	30	---	---	---	---	---
HKSC08XC - 208 V		28.9	41	45	---	---	---	---	---

See Notes on Page 15.

MODELS		CIRCUIT 1			CIRCUIT 2			SINGLE-POINT KIT	
		AMPS	MCA ¹	MOP ²	AMPS	MCA ¹	MOP ²	MCA ¹	MOP ²
HKSC10XC - 208 V	Breaker	34.7	48	50	---	---	---	---	---
HKSC15XA - 208 V		34.7	48	50	17.3	21.7	25	69.9	70
HKSX03XC - 240 V	No Breaker	12.5	21	25	---	---	---	---	---
HKSX05XC - 240 V		20.0	29.9	30	---	---	---	---	---
HKSX06XC - 240 V		25	36.1	40	---	---	---	---	---
HKSX08XC - 240 V		33.3	46.5	50	---	---	---	---	---
HKSX10XC - 240 V		40.0	54.9	60	---	---	---	---	---
HKSC05XC - 240 V	Breaker	20.0	29.9	30	---	---	---	---	---
HKSC08XC - 240 V		33.3	46.5	50	---	---	---	---	---
HKSC10XC - 240 V		40.0	54.9	60	---	---	---	---	---
HKSC15XB - 240 V		40.0	54.9	60	20	25	25	79.9	80
DV31PTCC14AC		0/0	6.5/6.5	15/15	---	---	---	---	---
HKSX03XC - 208 V	No Breaker	---	---	---	---	---	---	---	---
HKSX05XC - 208 V		17.3	28.2	30	---	---	---	---	---
HKSX06XC - 208 V		21.7	33.6	35	---	---	---	---	---
HKSX08XC - 208 V		28.9	42.6	45	---	---	---	---	---
HKSX10XC - 208 V		34.7	49.8	50	---	---	---	---	---
HKSC05XC - 208 V	Breaker	17.3	28.2	30	---	---	---	---	---
HKSC08XC - 208 V		28.9	42.6	45	---	---	---	---	---
HKSC10XC - 208 V		34.7	49.8	50	---	---	---	---	---
HKSC15XA - 208 V		34.7	49.8	50	17.3	21.7	25	71.5	80
HKSC19CA - 208 V		34.7	49.8	50	34.7	43.3	45	93.2	100
HKSC15XF - 208 V ^		0	6.5	15	30	37.5	40	---	---
HKSX03XC - 240 V	No Breaker	---	---	---	---	---	---	---	---
HKSX05XC - 240 V		20	32	35	---	---	---	---	---
HKSX06XC - 240 V		25	38	40	---	---	---	---	---
HKSX08XC - 240 V		33.3	48	50	---	---	---	---	---
HKSX10XC - 240 V		40	57	60	---	---	---	---	---
HKSC05XC - 240 V	Breaker	20	32	35	---	---	---	---	---
HKSC08XC - 240 V		33.3	48	50	---	---	---	---	---
HKSC10XC - 240 V		40	57	60	---	---	---	---	---
HKSC15XB - 240 V		40	57	60	20	25	25	81.5	90
HKSC19CB - 240 V		40	57	60	40	50	50	106.5	110
HKSC15XF - 240 V ^		0	6.5	15	34.6	43	45	---	---
DV31PTCC14AD		0/0	6.5/6.5	15/15	---	---	---	---	---
HKSX03XC - 208 V	No Breaker	10.8	20	20	---	---	---	---	---
HKSX05XC - 208 V		17.3	28.2	30	---	---	---	---	---
HKSX06XC - 208 V		21.7	33.6	35	---	---	---	---	---
HKSX08XC - 208 V		28.9	42.6	45	---	---	---	---	---
HKSX10XC - 208 V		34.7	49.8	50	---	---	---	---	---
HKSC05XC - 208 V	Breaker	17.3	28.2	30	---	---	---	---	---
HKSC08XC - 208 V		28.9	42.6	45	---	---	---	---	---
HKSC10XC - 208 V		34.7	49.8	50	---	---	---	---	---
HKSC15XA - 208 V		34.7	49.8	50	17.3	21.7	25	71.5	80
HKSC19CA - 208 V		34.7	49.8	50	34.7	43.3	45	93.2	100
HKSC15XF - 208 V ^		0	6.5	15	30	37.5	40	---	---

See Notes on Page 15.

HEAT KIT DATA (CONT.)

MODELS		CIRCUIT 1			CIRCUIT 2			SINGLE-POINT KIT	
		AMPS	MCA ¹	MOP ²	AMPS	MCA ¹	MOP ²	MCA ¹	MOP ²
HKSX03XC - 240 V	No Breaker	12.5	22.1	25	---	---	---	---	---
HKSX05XC - 240 V		20	32	35	---	---	---	---	---
HKSX06XC - 240 V		25	38	40	---	---	---	---	---
HKSX08XC - 240 V		33.3	48	50	---	---	---	---	---
HKSX10XC - 240 V		40	57	60	---	---	---	---	---
HKSC05XC - 240 V	Breaker	20	32	35	---	---	---	---	---
HKSC08XC - 240 V		33.3	48	50	---	---	---	---	---
HKSC10XC - 240 V		40	57	60	---	---	---	---	---
HKSC15XB - 240 V		40	56.5	60	20	25	25	81.5	90
HKSC19CB - 240 V		40	56.5	60	40	50	50	107	110
HKSC15XF - 240 V ^		0	6.5	15	34.6	43	45	---	---
DV33PTCC14AB		0.0/0.0	4.9/4.9	15/15	---	---	---	---	---
HKSX03XC - 208 V	No Breaker	10.8	18.4	20	---	---	---	---	---
HKSX05XC - 208 V		17.3	27	30	---	---	---	---	---
HKSX06XC - 208 V		21.7	32	35	---	---	---	---	---
HKSX08XC - 208 V		28.9	41	45	---	---	---	---	---
HKSX10XC - 208 V		34.7	48	50	---	---	---	---	---
HKSC05XC - 208 V	Breaker	17.3	27	30	---	---	---	---	---
HKSC08XC - 208 V		21.7	32	35	---	---	---	---	---
HKSC10XC - 208 V		28.9	41	45	---	---	---	---	---
HKSC15XA - 208 V		34.7	48	50	17.3	21.7	25	69.9	70
HKSX03XC - 240 V		No Breaker	12.5	21	25	---	---	---	---
HKSX05XC - 240 V	20		29.9	30	---	---	---	---	---
HKSX06XC - 240 V	25		36.1	40	---	---	---	---	---
HKSX08XC - 240 V	33.3		46.5	50	---	---	---	---	---
HKSX10XC - 240 V	40		54.9	60	---	---	---	---	---
HKSC05XC - 240 V	Breaker	20	29.9	30	---	---	---	---	---
HKSC08XC - 240 V		33.3	46.5	50	---	---	---	---	---
HKSC10XC - 240 V		40	54.9	60	---	---	---	---	---
HKSC15XB - 240 V		40	54.9	60	20	25	25	79.9	80
DV37PTCB14AB			0/0	6.5/6.5	15/15	---	---	---	---
HKSX03XC - 208 V	No Breaker	10.8	20	20	---	---	---	---	---
HKSX05XC - 208 V		17.3	28.2	30	---	---	---	---	---
HKSX06XC - 208 V		21.7	33.6	35	---	---	---	---	---
HKSX08XC - 208 V		28.9	42.6	45	---	---	---	---	---
HKSX10XC - 208 V		34.7	49.8	50	---	---	---	---	---
HKSC05XC - 208 V	Breaker	17.3	28.2	30	---	---	---	---	---
HKSC08XC - 208 V		28.9	42.6	45	---	---	---	---	---
HKSC10XC - 208 V		34.7	49.8	50	---	---	---	---	---
HKSC15XA - 208 V		34.7	49.8	50	17.3	21.7	25	71.5	80
HKSX03XC - 240 V		No Breaker	12.5	22.1	25	---	---	---	---
HKSX05XC - 240 V	20		32	35	---	---	---	---	---
HKSX06XC - 240 V	25		38	40	---	---	---	---	---
HKSX08XC - 240 V	33.3		48	50	---	---	---	---	---
HKSX10XC - 240 V	40		57	60	---	---	---	---	---

MODELS		CIRCUIT 1			CIRCUIT 2			SINGLE-POINT KIT	
		AMPS	MCA ¹	MOP ²	AMPS	MCA ¹	MOP ²	MCA ¹	MOP ²
HKSC05XC - 240 V	Breaker	20	32	35	---	---	---	---	---
HKSC08XC - 240 V		33.3	48	50	---	---	---	---	---
HKSC10XC - 240 V		40	57	60	---	---	---	---	---
HKSC15XB - 240 V		40	57	60	20	25	25	81.5	90
DV37PTCC14AC		0/0	6.5/6.5	15/15	---	---	---	---	---
HKSX03XC - 208 V	No Breaker	---	---	---	---	---	---	---	---
HKSX05XC - 208 V		17.3	28.2	30	---	---	---	---	---
HKSX06XC - 208 V		21.7	33.6	35	---	---	---	---	---
HKSX08XC - 208 V		28.9	42.6	45	---	---	---	---	---
HKSX10XC - 208 V		34.7	49.8	50	---	---	---	---	---
HKSC05XC - 208 V	Breaker	17.3	28.2	30	---	---	---	---	---
HKSC08XC - 208 V		28.9	42.6	45	---	---	---	---	---
HKSC10XC - 208 V		34.7	49.8	50	---	---	---	---	---
HKSC15XA - 208 V		34.7	49.8	50	17.3	21.7	25	71.5	80
HKSC19CA - 208 V		34.7	49.8	50	34.7	43.3	45	93.2	100
HKSC15XF - 208 V ^		0	6.5	15	30	37.5	40	---	---
HKSX03XC - 240 V	No Breaker	---	---	---	---	---	---	---	---
HKSX05XC - 240 V		20	32	35	---	---	---	---	---
HKSX06XC - 240 V		25	38	40	---	---	---	---	---
HKSX08XC - 240 V		33.3	48	50	---	---	---	---	---
HKSX10XC - 240 V		40	57	60	---	---	---	---	---
HKSC05XC - 240 V	Breaker	20	32	35	---	---	---	---	---
HKSC08XC - 240 V		33.3	48	50	---	---	---	---	---
HKSC10XC - 240 V		40	57	60	---	---	---	---	---
HKSC15XB - 240 V		40	57	60	20	25	25	81.5	90
HKSC19CB - 240 V		40	57	60	40	50	50	106.5	110
HKSC15XF - 240 V ^		0	6.5	15	34.6	43	45	---	---
DV37PTCD14AC		0/0	6.5/6.5	15/15	---	---	---	---	---
HKSX03XC - 208 V	No Breaker	---	---	---	---	---	---	---	---
HKSX05XC - 208 V		17.3	28.2	30	---	---	---	---	---
HKSX06XC - 208 V		21.7	33.6	35	---	---	---	---	---
HKSX08XC - 208 V		28.9	42.6	45	---	---	---	---	---
HKSX10XC - 208 V		34.7	49.8	50	---	---	---	---	---
HKSC05XC - 208 V	Breaker	17.3	28.2	30	---	---	---	---	---
HKSC08XC - 208 V		28.9	42.6	45	---	---	---	---	---
HKSC10XC - 208 V		34.7	49.8	50	---	---	---	---	---
HKSC15XA - 208 V		34.7	49.8	50	17.3	21.7	25	71.5	80
HKSC20DA - 208 V		34.7	49.8	50	34.7	43.3	45	93.2	100
HKSC15XF - 208 V ^		0	6.5	15	30	37.5	40	---	---
HKSC20XF - 208 V ^	0	6.5	15	37.5	47	50	---	---	
HKSX03XC - 240 V	No Breaker	---	---	---	---	---	---	---	---
HKSX05XC - 240 V		20	32	35	---	---	---	---	---
HKSX06XC - 240 V		25	38	40	---	---	---	---	---
HKSX08XC - 240 V		33.3	48	50	---	---	---	---	---
HKSX10XC - 240 V		40	57	60	---	---	---	---	---

HEAT KIT DATA (CONT.)

MODELS		CIRCUIT 1			CIRCUIT 2			SINGLE-POINT KIT	
		AMPS	MCA ¹	MOP ²	AMPS	MCA ¹	MOP ²	MCA ¹	MOP ²
HKSC05XC - 240 V	Breaker	20	32	35	---	---	---	---	---
HKSC08XC - 240 V		33.3	48	50	---	---	---	---	---
HKSC10XC - 240 V		40	57	60	---	---	---	---	---
HKSC15XB - 240 V		40	57	60	20	25	25	81.5	90
HKSC20DB - 240 V		40	57	60	40	50	50	106.5	110
HKSC15XF - 240 V ^		0	6.5	15	34.6	43	45	---	---
HKSC20XF - 240 V ^		0	6.5	15	43	54	60	---	---
DV39PTCC14AB		0.0/0.0	6.5/6.5	15/15	---	---	---	---	---
HKSX03XC - 208 V	No Breaker	---	---	---	---	---	---	---	---
HKSX05XC - 208 V		17.3	28.2	30	---	---	---	---	---
HKSX06XC - 208 V		21.7	33.6	35	---	---	---	---	---
HKSX08XC - 208 V		28.9	42.6	45	---	---	---	---	---
HKSX10XC - 208 V		34.7	49.8	50	---	---	---	---	---
HKSC05XC - 208 V	Breaker	17.3	28.2	30	---	---	---	---	---
HKSC08XC - 208 V		28.9	42.6	45	---	---	---	---	---
HKSC10XC - 208 V		34.7	49.8	50	---	---	---	---	---
HKSC15XA - 208 V		34.7	49.8	50	17.3	21.7	25	71.5	80
HKSC19CA - 208 V		34.7	49.8	50	34.7	43.3	45	93.2	100
HKSC15XF - 208 V ^		0	6.5	15	30	37.5	40	---	---
HKSX03XC - 240 V	No Breaker	---	---	---	---	---	---	---	---
HKSX05XC - 240 V		20	32	35	---	---	---	---	---
HKSX06XC - 240 V		25	38	40	---	---	---	---	---
HKSX08XC - 240 V		33.3	48	50	---	---	---	---	---
HKSX10XC - 240 V		40	57	60	---	---	---	---	---
HKSC05XC - 240 V	Breaker	20	32	35	---	---	---	---	---
HKSC08XC - 240 V		33.3	48	50	---	---	---	---	---
HKSC10XC - 240 V		40	57	60	---	---	---	---	---
HKSC15XB - 240 V		40	57	60	20	25	25	81.5	90
HKSC19CB - 240 V		40	57	60	40	50	50	106.5	110
HKSC15XF - 240 V ^		0	6.5	15	34.6	43	45	---	---
DV49PTCC14AB			0.0/0.0	6.5/6.5	15/15	---	---	---	---
HKSX03XC - 208 V	No Breaker	---	---	---	---	---	---	---	---
HKSX05XC - 208 V		17.3	28.2	30	---	---	---	---	---
HKSX06XC - 208 V		21.7	33.6	35	---	---	---	---	---
HKSX08XC - 208 V		28.9	42.6	45	---	---	---	---	---
HKSX10XC - 208 V		34.7	49.8	50	---	---	---	---	---
HKSC05XC - 208 V	Breaker	17.3	28.2	30	---	---	---	---	---
HKSC08XC - 208 V		28.9	42.6	45	---	---	---	---	---
HKSC10XC - 208 V		34.7	49.8	50	---	---	---	---	---
HKSC15XA - 208 V		34.7	49.8	50	17.3	21.7	25	71.5	80
HKSC19CA - 208 V		34.7	49.8	50	34.7	43.3	45	93.2	100
HKSC15XF - 208 V ^		0	6.5	15	30	37.5	40	---	---

See Notes on Page 15.

MODELS		CIRCUIT 1			CIRCUIT 2			SINGLE-POINT KIT	
		AMPS	MCA ¹	MOP ²	AMPS	MCA ¹	MOP ²	MCA ¹	MOP ²
HKSX03XC - 240 V	No Breaker	---	---	---	---	---	---	---	---
HKSX05XC - 240 V		20	32	35	---	---	---	---	---
HKSX06XC - 240 V		25	38	40	---	---	---	---	---
HKSX08XC - 240 V		33.3	48	50	---	---	---	---	---
HKSX10XC - 240 V		40	57	60	---	---	---	---	---
HKSC05XC - 240 V	Breaker	20	32	35	---	---	---	---	---
HKSC08XC - 240 V		33.3	48	50	---	---	---	---	---
HKSC10XC - 240 V		40	57	60	---	---	---	---	---
HKSC15XB - 240 V		40	57	60	20	25	25	81.5	90
HKSC19CB - 240 V		40	57	60	40	50	50	106.5	110
HKSC15XF - 240 V ^		0	6.5	15	34.6	43	45	---	---
DV49PTCD14AB		0/0	6.5/6.5	15/15	---	---	---	---	---
HKSX03XC - 208 V	No Breaker	---	---	---	---	---	---	---	---
HKSX05XC - 208 V		17.3	28.2	30	---	---	---	---	---
HKSX06XC - 208 V		21.7	33.6	35	---	---	---	---	---
HKSX08XC - 208 V		28.9	42.6	45	---	---	---	---	---
HKSX10XC - 208 V		34.7	49.8	50	---	---	---	---	---
HKSC05XC - 208 V	Breaker	17.3	28.2	30	---	---	---	---	---
HKSC08XC - 208 V		28.9	42.6	45	---	---	---	---	---
HKSC10XC - 208 V		34.7	49.8	50	---	---	---	---	---
HKSC15XA - 208 V		34.7	49.8	50	17.3	21.7	25	71.5	80
HKSC20DA - 208 V		---	---	---	---	---	---	---	---
HKSC15XF - 208 V ^		---	---	---	---	---	---	---	---
HKSC20XF - 208 V ^		---	---	---	---	---	---	---	---
HKSC25DA - 208 V		---	---	---	---	---	---	---	---
HKSX03XC - 240 V	No Breaker	---	---	---	---	---	---	---	---
HKSX05XC - 240 V		20	32	35	---	---	---	---	---
HKSX06XC - 240 V		25	38	40	---	---	---	---	---
HKSX08XC - 240 V		33.3	48	50	---	---	---	---	---
HKSX10XC - 240 V		40	57	60	---	---	---	---	---
HKSC05XC - 240 V	Breaker	20	32	35	---	---	---	---	---
HKSC08XC - 240 V		33.3	48	50	---	---	---	---	---
HKSC10XC - 240 V		40	57	60	---	---	---	---	---
HKSC15XB - 240 V		40	57	60	20	25	25	81.5	90
HKSC20DB - 240 V		---	---	---	---	---	---	---	---
HKSC15XF - 240 V ^		---	---	---	---	---	---	---	---
HKSC20XF - 240 V ^		---	---	---	---	---	---	---	---
HKSC25DB - 240 V	---	---	---	---	---	---	---	---	
DV59PTCC14AC		0/0	8.6/8.6	15/15	---	---	---	---	---
HKSX03XC - 208 V	No Breaker	---	---	---	---	---	---	---	---
HKSX05XC - 208 V		17.3	30.3	35	---	---	---	---	---
HKSX06XC - 208 V		21.7	36	40	---	---	---	---	---
HKSX08XC - 208 V		28.9	45	45	---	---	---	---	---
HKSX10XC - 208 V		34.7	52	60	---	---	---	---	---

See Notes on Page 15.

HEAT KIT DATA (CONT.)

MODELS		CIRCUIT 1			CIRCUIT 2			SINGLE-POINT KIT	
		AMPS	MCA ¹	MOP ²	AMPS	MCA ¹	MOP ²	MCA ¹	MOP ²
HKSC05XC - 208 V	Breaker	17.3	30.3	35	---	---	---	---	---
HKSC08XC - 208 V		28.9	45	45	---	---	---	---	---
HKSC10XC - 208 V		34.7	52	60	---	---	---	---	---
HKSC15XB ³ - 208 V		34.7	52	60	17.3	21.7	25	73.6	80
HKSC19CH - 208 V		34.7	52	60	34.7	43.3	45	95.3	100
HKSC15XF - 208 V ^		0	8.6	15	30	37.5	40	---	---
HKSC20XF - 208 V ^		---	---	---	---	---	---	---	---
HKSX03XC - 240 V	No Breaker	---	---	---	---	---	---	---	---
HKSX05XC - 240 V		20	34	35	---	---	---	---	---
HKSX06XC - 240 V		25	39.9	40	---	---	---	---	---
HKSX08XC - 240 V		33.3	50.3	60	---	---	---	---	---
HKSX10XC - 240 V		40	58.6	60	---	---	---	---	---
HKSC05XC - 240 V	Breaker	20	34	35	---	---	---	---	---
HKSC08XC - 240 V		33.3	50.3	60	---	---	---	---	---
HKSC10XC - 240 V		40	58.6	60	---	---	---	---	---
HKSC15XB - 240 V		40	58.6	60	20	25	25	83.6	90
HKSC19CB - 240 V		40	58.6	60	40	50	50	108.6	110
HKSC15XF - 240 V ^		0	8.6	15	34.6	43	45	---	---
HKSC20XF - 240 V ^		---	---	---	---	---	---	---	---
DV59PTCD14AC		0/0	8.6/8.6	15/15	---	---	---	---	---
HKSX03XC - 208 V	No Breaker	---	---	---	---	---	---	---	---
HKSX05XC - 208 V		17.3	30.3	35	---	---	---	---	---
HKSX06XC - 208 V		21.7	36	40	---	---	---	---	---
HKSX08XC - 208 V		28.9	45	45	---	---	---	---	---
HKSX10XC - 208 V		34.7	52	60	---	---	---	---	---
HKSC05XC - 208 V	Breaker	17.3	30.3	35	---	---	---	---	---
HKSC08XC - 208 V		28.9	45	45	---	---	---	---	---
HKSC10XC - 208 V		34.7	52	60	---	---	---	---	---
HKSC15XB ³ - 208 V		34.7	52	60	17.3	21.7	25	73.6	80
HKSC20DH - 208 V		34.7	52	60	34.7	43	45	95.3	100
HKSC15XF - 208 V ^		0	8.6	15	30	37.5	40	---	---
HKSC20XF - 208 V ^		0	8.6	15	37.5	47	50	---	---
HKSX03XC - 240 V	No Breaker	---	---	---	---	---	---	---	---
HKSX05XC - 240 V		20	34	35	---	---	---	---	---
HKSX06XC - 240 V		25	39.9	40	---	---	---	---	---
HKSX08XC - 240 V		33.3	50.3	60	---	---	---	---	---
HKSX10XC - 240 V		40	58.6	60	---	---	---	---	---
HKSC05XC - 240 V	Breaker	20	34	35	---	---	---	---	---
HKSC08XC - 240 V		33.3	50.3	60	---	---	---	---	---
HKSC10XC - 240 V		40	58.6	60	---	---	---	---	---
HKSC15XB - 240 V		40	58.6	60	20	25	25	83.6	90
HKSC20DB - 240 V		40	58.6	60	40	50	50	108.6	110
HKSC15XF - 240 V ^		0	8.6	15	34.6	43	45	---	---
HKSC20XF - 240 V ^		0	8.6	15	43	54	60	---	---

See Notes on Page 15.

MODELS		CIRCUIT 1			CIRCUIT 2			SINGLE-POINT KIT	
		AMPS	MCA ¹	MOP ²	AMPS	MCA ¹	MOP ²	MCA ¹	MOP ²
DV61PTCD14AC		0/0	8.6/8.6	15/15	---	---	---	---	---
HKSX03XC - 208 V	No Breaker	---	---	---	---	---	---	---	---
HKSX05XC - 208 V		17.3	30.3	35	---	---	---	---	---
HKSX06XC - 208 V		21.7	36	40	---	---	---	---	---
HKSX08XC - 208 V		28.9	45	45	---	---	---	---	---
HKSX10XC - 208 V		34.7	52	60	---	---	---	---	---
HKSC05XC - 208 V	Breaker	17.3	30.3	35	---	---	---	---	---
HKSC08XC - 208 V		28.9	45	45	---	---	---	---	---
HKSC10XC - 208 V		34.7	52	60	---	---	---	---	---
HKSC15XB ³ - 208 V		34.7	52	60	17.3	21.7	25	73.6	80
HKSC20DH - 208 V		34.7	52	60	34.7	43.3	45	95.3	100
HKSC15XF - 208 V ^		0	8.6	15	30	37.5	40	---	---
HKSC20XF - 208 V ^		0	8.6	15	37.5	47	50	---	---
HKSC25DA - 208 V		52	73.6	80	34.7	43.3	45	117	125
HKSX03XC - 240 V	No Breaker	---	---	---	---	---	---	---	---
HKSX05XC - 240 V		20	34	35	---	---	---	---	---
HKSX06XC - 240 V		25	39.9	40	---	---	---	---	---
HKSX08XC - 240 V		33.3	50.3	60	---	---	---	---	---
HKSX10XC - 240 V		40	58.6	60	---	---	---	---	---
HKSC05XC - 240 V	Breaker	20	34	35	---	---	---	---	---
HKSC08XC - 240 V		33.3	50.3	60	---	---	---	---	---
HKSC10XC - 240 V		40	58.6	60	---	---	---	---	---
HKSC15XB - 240 V		40	58.6	60	20	25	25	83.6	90
HKSC20DB - 240 V		40	58.6	60	40	50	50	108.6	110
HKSC15XF - 240 V ^		0	8.6	15	34.6	43	45	---	---
HKSC20XF - 240 V ^		0	8.6	15	43	54	60	---	---
HKSC25DB - 240 V		60	84	90	40	50	50	133.6	150

¹ Minimum Circuit Ampacity (Heater Amps + Motor Amps) X 1.25

² Maximum Overcurrent Protection = 2.25 X Motor Amps + Heater Amps

³ Notation is correct as XB because technically the 240V heater kit application can be used here without any issues.

^ Circuit 1: Single-phase for Air Handlers Circuit 2: Three-phase for HKR3 Heater Kits

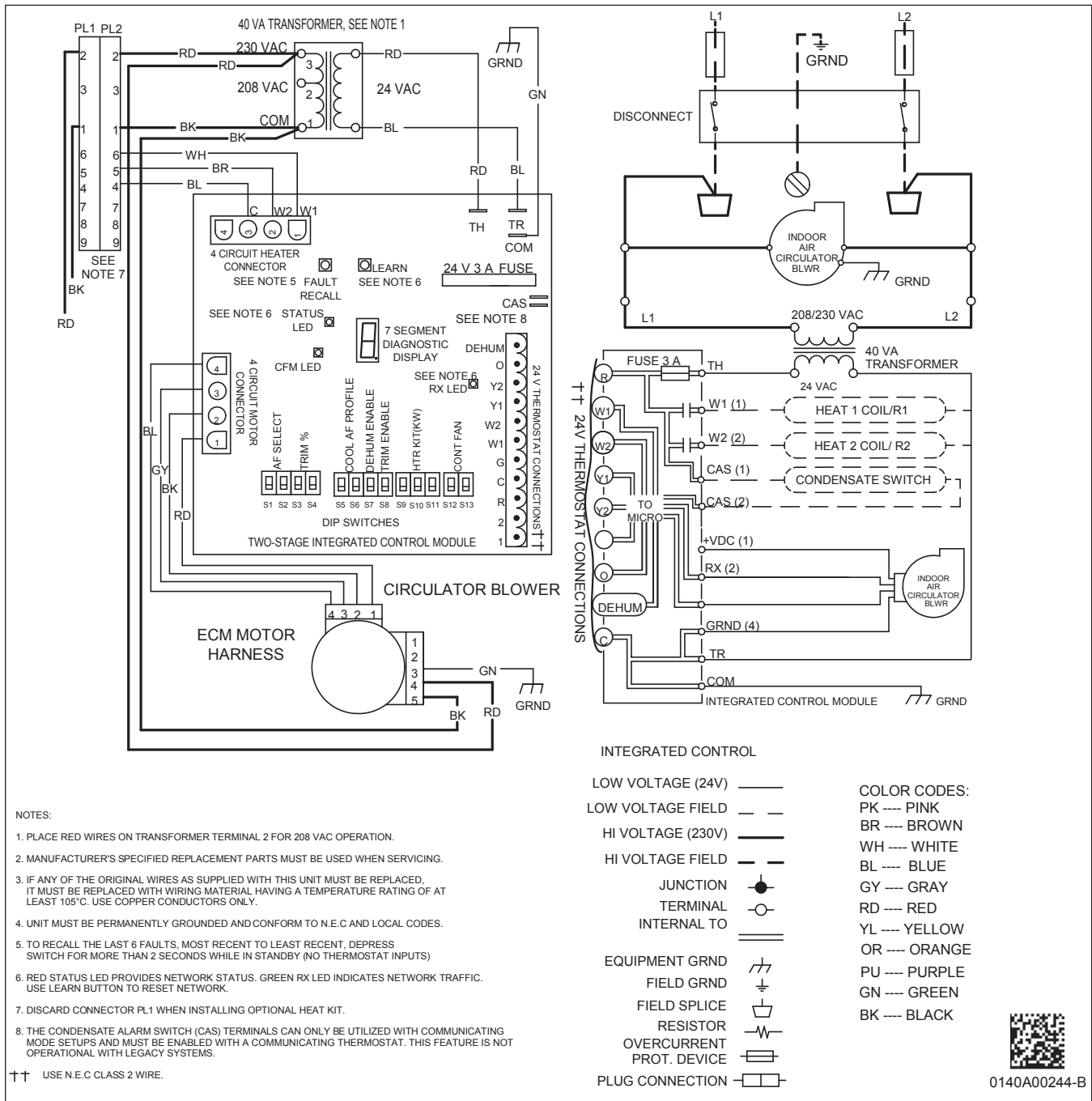
* Revision level that may or may not be designated

C = Circuit Breaker Option

--- indicates Not Required

Note: The 208 or 240 in the heat kit part number field is for clarification of the nominal voltage for this model.

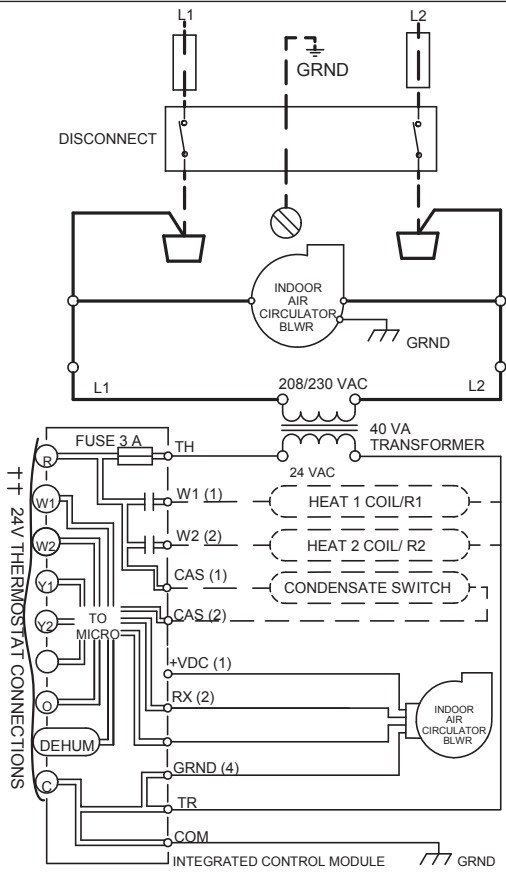
AIR HANDLER WIRING DIAGRAM



NOTES:

1. PLACE RED WIRES ON TRANSFORMER TERMINAL 2 FOR 208 VAC OPERATION.
2. MANUFACTURER'S SPECIFIED REPLACEMENT PARTS MUST BE USED WHEN SERVICING.
3. IF ANY OF THE ORIGINAL WIRES AS SUPPLIED WITH THIS UNIT MUST BE REPLACED, IT MUST BE REPLACED WITH WIRING MATERIAL HAVING A TEMPERATURE RATING OF AT LEAST 105°C. USE COPPER CONDUCTORS ONLY.
4. UNIT MUST BE PERMANENTLY GROUNDED AND CONFORM TO N.E.C AND LOCAL CODES.
5. TO RECALL THE LAST 6 FAULTS, MOST RECENT TO LEAST RECENT, DEPRESS SWITCH FOR MORE THAN 2 SECONDS WHILE IN STANDBY (NO THERMOSTAT INPUTS)
6. RED STATUS LED PROVIDES NETWORK STATUS. GREEN RX LED INDICATES NETWORK TRAFFIC. USE LEARN BUTTON TO RESET NETWORK.
7. DISCARD CONNECTOR PL1 WHEN INSTALLING OPTIONAL HEAT KIT.
8. THE CONDENSATE ALARM SWITCH (CAS) TERMINALS CAN ONLY BE UTILIZED WITH COMMUNICATING MODE SETUPS AND MUST BE ENABLED WITH A COMMUNICATING THERMOSTAT. THIS FEATURE IS NOT OPERATIONAL WITH LEGACY SYSTEMS.

†† USE N.E.C CLASS 2 WIRE.



INTEGRATED CONTROL

- | | |
|----------------------------|--------------|
| LOW VOLTAGE (24V) ——— | COLOR CODES: |
| LOW VOLTAGE FIELD — — — | PK — PINK |
| HI VOLTAGE (230V) ——— | BR — BROWN |
| HI VOLTAGE FIELD — — — | WH — WHITE |
| JUNCTION ● | BL — BLUE |
| TERMINAL ○ | GY — GRAY |
| INTERNAL TO ——— | RD — RED |
| EQUIPMENT GRND ⚡ | YL — YELLOW |
| FIELD GRND ⊥ | OR — ORANGE |
| FIELD SPLICE ⚡ | PU — PURPLE |
| RESISTOR ⚡ | GN — GREEN |
| OVERCURRENT PROT. DEVICE ⚡ | BK — BLACK |
| PLUG CONNECTION ——— | |



0140A00244-B

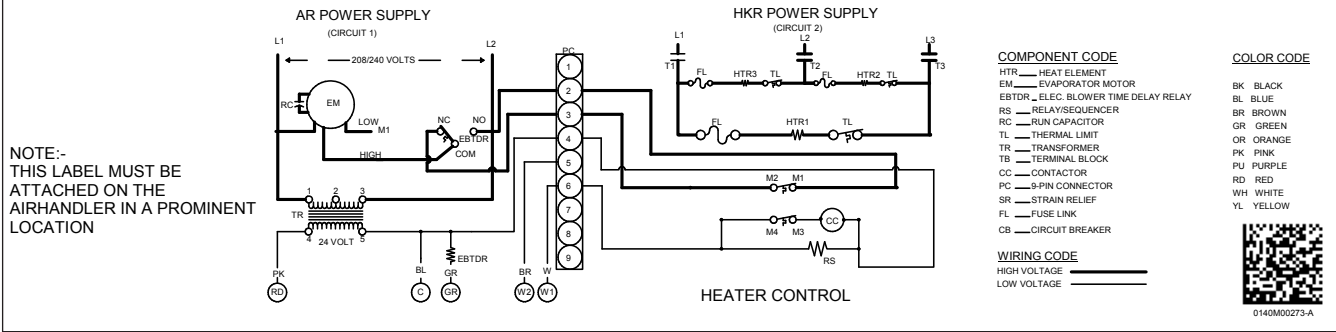
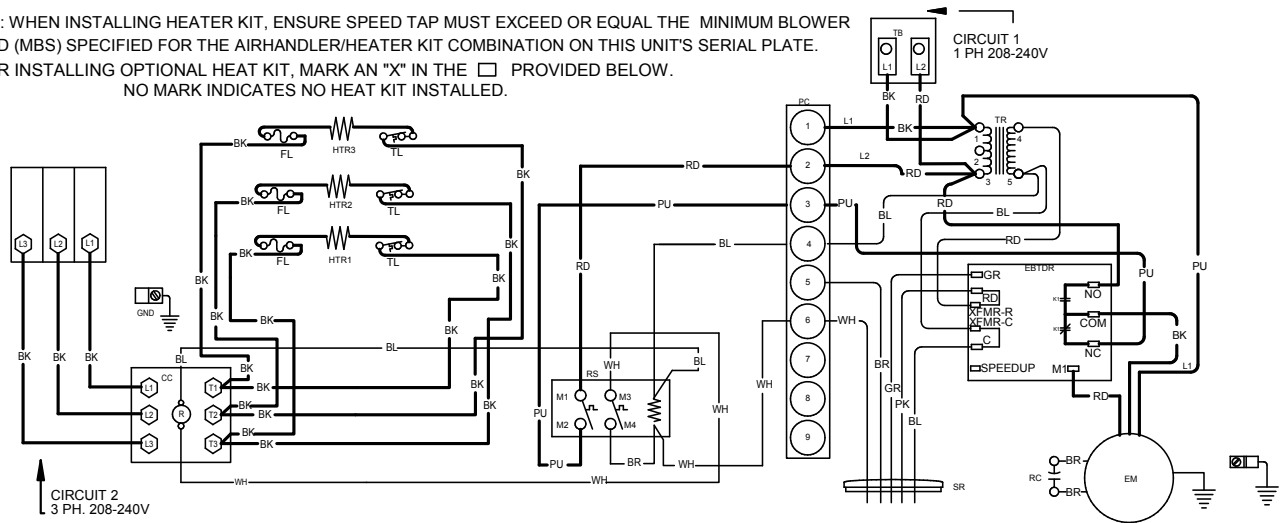
Wiring is subject to change. Always refer to the wiring diagram on the unit for the most up-to-date wiring.



High Voltage: Disconnect all power before servicing or installing this unit. Multiple power sources may be present. Failure to do so may cause property damage, personal injury, or death.



NOTE: WHEN INSTALLING HEATER KIT, ENSURE SPEED TAP MUST EXCEED OR EQUAL THE MINIMUM BLOWER SPEED (MBS) SPECIFIED FOR THE AIRHANDLER/HEATER KIT COMBINATION ON THIS UNIT'S SERIAL PLATE. AFTER INSTALLING OPTIONAL HEAT KIT, MARK AN "X" IN THE PROVIDED BELOW. NO MARK INDICATES NO HEAT KIT INSTALLED.



Wiring is subject to change. Always refer to the wiring diagram on the unit for the most up-to-date wiring.

WARNING High Voltage: Disconnect all power before servicing or installing this unit. Multiple power sources may be present. Failure to do so may cause property damage, personal injury, or death.

DOWNFLOW KITS

DFK-B	DFK-C	DFK-D
DV25PTCB14**	DV31PTCC14**	DV37PTCD14**
DV29PTCB14**	DV33PTCC14**	DV59PTCD14**
DV37PTCB14**	DV37PTCC14**	DV49PTCD14**
DV35PTCB14**	DV39PTCC14**	DV61PTCD14**
	DV49PTCC14**	
	DV59PTCC14**	

DRAIN PORT PLUG

Kit Number	Description	Application
DPK1	Side Drain Port Plug	All Models

MERV 15 AIR CLEANERS

CHASSIS	DAIKIN PREMIUM AIR CLEANER	FILTER SIZE	REPLACEMENT FILTER PART #
B	DV15-2117-AB	21"x17"	0160M00013
C	DV15-2121-AC	21"x21"	0160M00014
D	DV15-2124-AD	21"x24"	0160M00015

PERMANENT 1" FILTERS

CHASSIS	PART#	SIZE
B	ALFH16201E	16.0" x 20.0"
C	ALFH1912201E	19.5" x 20.0"
D	ALFH20231E	23.0" x 20.0"

SINGLE POINT KIT **

MODEL	HKR-15C	HKR-20C	HKR-21C
SPW-01	X	X	X

** Must be installed along with any of the above compatible heat kits. This kit will fit any DVPTC air handler as long as a compatible heat kit is installed in the unit.

15" SINGLE LAMP UV COIL PURIFIER

MODEL	LAMP	POWER MOD	REM CORD
UC18S15-24	UCP-16013	UCP-16015	UCP-16016
UC18S15-24B	UCP-16012	UCP-16014	UCP-16016

15" SINGLE LAMP UV COIL PURIFIER

MODEL	LAMP	POWER MOD	REM CORD
UC18S15-24	UCP-16013	UCP-16015	UCP-16016
UC18S15-24B	UCP-16012	UCP-16014	UCP-16016

