

<b>Project name:</b>	
Location:	Approval:
Engineer:	Date:
Submitted to:	Construction:
Submitted by:	Unit #:
Reference:	Drawing #:

## DESCRIPTION

The DZK increases the flexibility of Daikin VRV and Sky Air systems by adding a zoning damper box for independent zone temperature control from a single indoor unit.

<b>Model</b>	DZK030E4-4
<b>Description</b>	Daikin Zoning Kit
<b>Damper Control</b>	Flow Control System by Airzone
<b>Damper Size</b>	8"
<b>Number of Dampers</b>	4
<b>Insulation Value</b>	R4
<b>Operating range</b>	32 to 122°F (0 to 50°C) 5% to 90% RH (non-condensing)
<b>Weight (Mass)</b>	18.04lb (8.2 kg)
<b>Power supply</b>	110/230VAC, 1Ø, 50/60Hz, 250mA
<b>Size (WxHxD)</b>	43.58x10.43x10.43 inch (1107x265x265 mm)
<b>Compatible Indoor Units</b>	FBQ18PVJU, FBQ24PVJU, FBQ30PVJU, FXMQ15PBVJU, FXMQ18PBVJU, FXMQ24PBVJU

### FEATURES

- Each zone is capable of:
  - Independent set point control.
  - Set point range limitation.
  - Local ventilation mode.
  - Adjustable min/max zone opening position.
- Option to link multiple outlets for larger zones.
- Option to cap and close unused outlets.
- Auto changeover logic including adjustable zone weighting.
- Automatic control of fan speed based on each damper's demand.
- Direct control integration to the Daikin indoor unit through the P1/P2 protocol.
- Pre-assembled plenum box and simple bolt on design saves installation time.
- Centralized zone control and monitoring when using DZK-BACNET-HUB-4.

### AVAILABLE DZK-4 THERMOSTATS

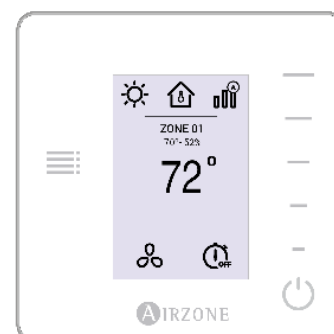
- DZK-MTS-4-W – Wired Thermostat (minimum one Wired Thermostat required)
- DZK-ZTS-4-W – Wireless Thermostat
- DZK-LTS-4-W – Wireless Lite Thermostat
- DZK-BACNET-HUB-4 – BACNET Interface



DZK030E4-4



DZK-MTS-4-W



DZK-ZTS-4-W

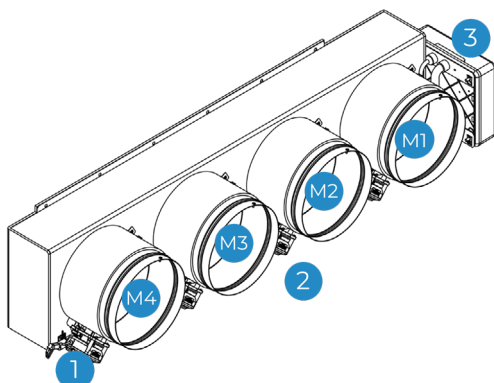
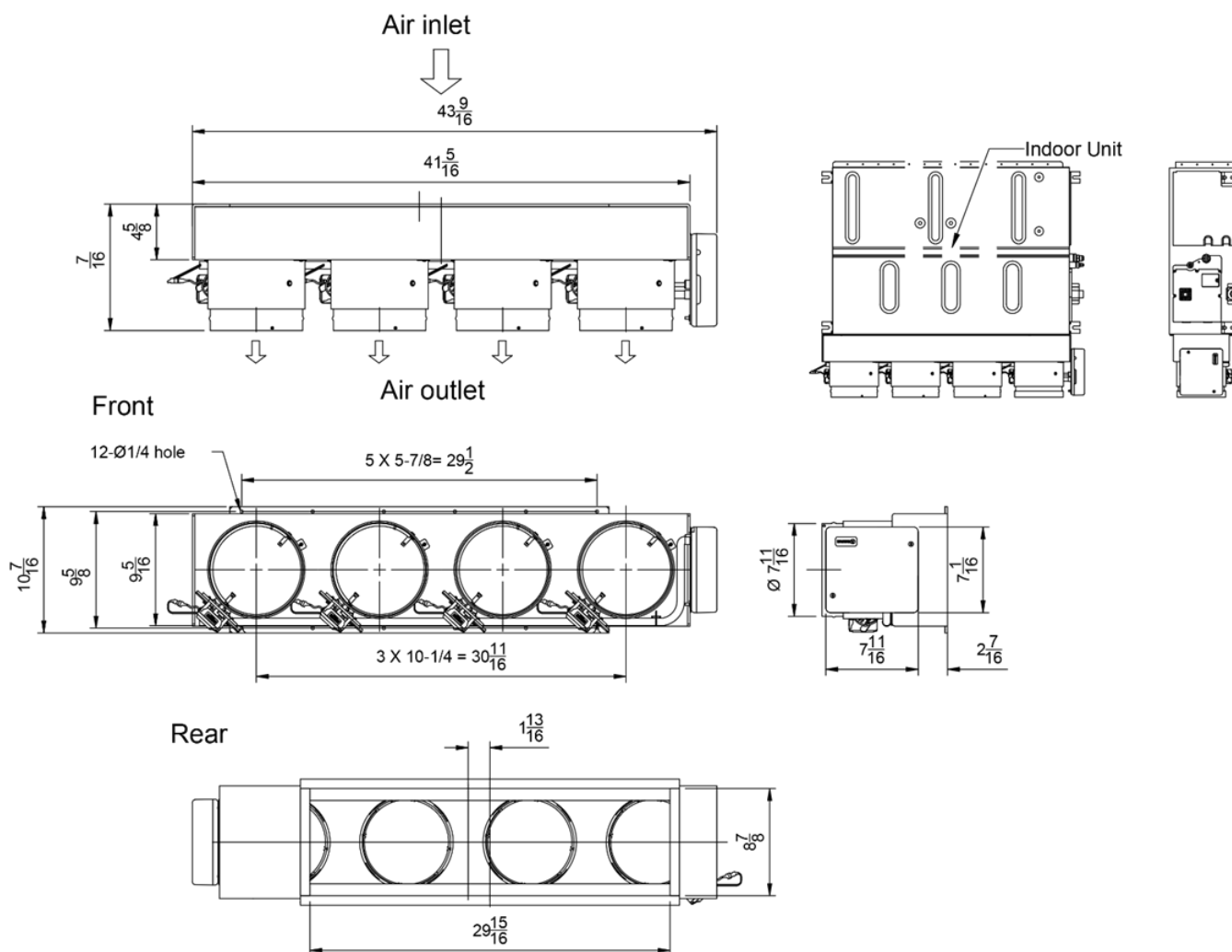


DZK-LTS-4-W

<b>Project name:</b>	
Location:	Approval:
Engineer:	Date:
Submitted to:	Construction:
Submitted by:	Unit #:
Reference:	Drawing #:

## DIMENSIONAL DRAWING (UNITS INCH)

DZK030E4-4



Model	
1	Actuator
2	Damper
3	Main control board
MX	Damper number (X)

Note: Dampers are numbered starting with number 1 next to the Zoning box control board.