

| | |
|----------------------|---------------|
| Project name: | |
| Location: | Approval: |
| Engineer: | Date: |
| Submitted to: | Construction: |
| Submitted by: | Unit #: |
| Reference: | Drawing #: |

DESCRIPTION

The DZK increases the flexibility of Daikin VRV and Sky Air systems by adding a zoning damper box for independent zone temperature control from a single indoor unit.

| | |
|--------------------------------|--|
| Model | DZKS015E3-4 |
| Description | Daikin Zoning Kit |
| Damper Control | Flow Control System by Airzone |
| Damper Size | 8" |
| Number of Dampers | 3 |
| Insulation Value | R4 |
| Operating range | 32 to 122°F (0 to 50°C) 5% to 90% RH (non-condensing) |
| Weight (Mass) | 7 kg - 15.43 lb |
| Power supply | 110/230VAC, 1Ø, 50/60Hz, 250mA |
| Size (WxHxD) | 34.18x10.43x10.43 inch (868.36x265x265 mm) |
| Compatible Indoor Units | FXSQ15TAVJU FDMQ09RVJU FDMQ12RVJU |

FEATURES

- Each zone is capable of:
 - Independent set point control.
 - Set point range limitation.
 - Local ventilation mode.
 - Adjustable min/max zone opening position.
- Option to link multiple outlets for larger zones.
- Option to cap and close unused outlets.
- Auto changeover logic including adjustable zone weighting.
- Automatic control of fan speed based on each damper's demand.
- Direct control integration to the Daikin indoor unit through the P1/P2 protocol.
- Pre-assembled plenum box and simple bolt on design saves installation time.
- Centralized zone control and monitoring when using DZK-BACNET-HUB-4.

AVAILABLE DZK-4 THERMOSTATS

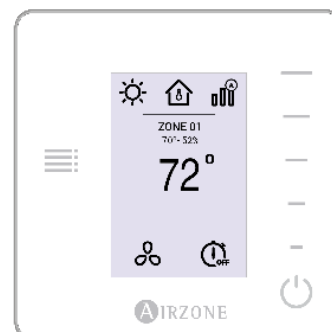
- DZK-MTS-4-W – Wired Thermostat (minimum one Wired Thermostat required)
- DZK-ZTS-4-W – Wireless Thermostat
- DZK-LTS-4-W – Wireless Lite Thermostat
- DZK-BACNET-HUB-4 – BACNET Interface



DZKS015E3-4



DZK-MTS-4-W



DZK-ZTS-4-W

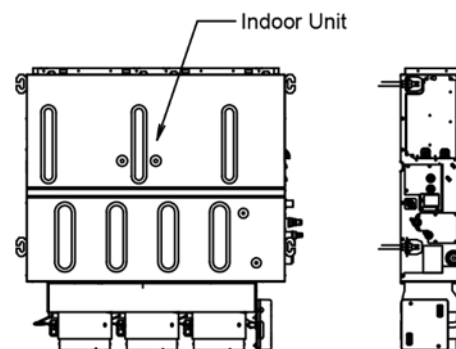
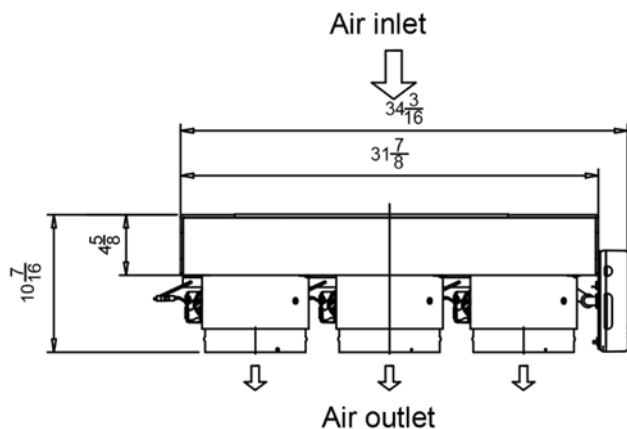


DZK-LTS-4-W

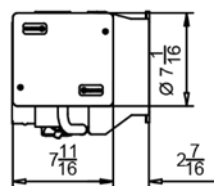
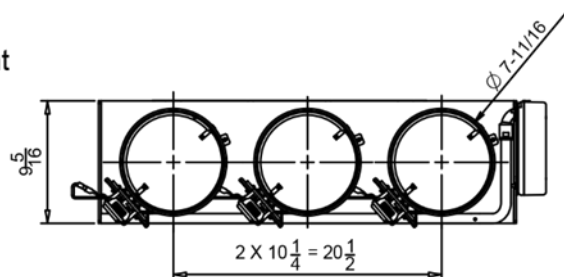
| | |
|----------------------|---------------|
| Project name: | |
| Location: | Approval: |
| Engineer: | Date: |
| Submitted to: | Construction: |
| Submitted by: | Unit #: |
| Reference: | Drawing #: |

DIMENSIONAL DRAWING (UNITS INCH)

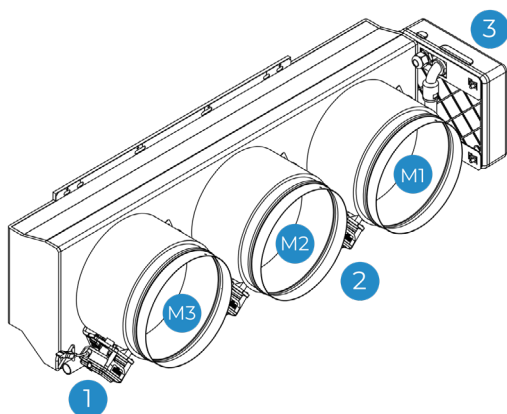
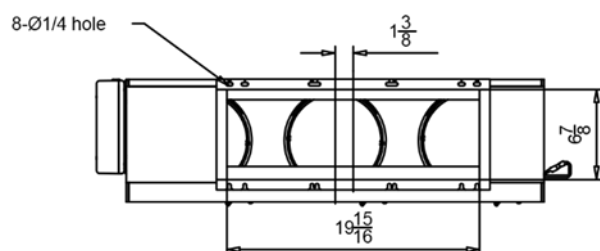
DZKS015E3-4



Front



Rear



| Model | |
|-------|--------------------|
| 1 | Actuator |
| 2 | Damper |
| 3 | Main control board |
| MX | Damper number (X) |

Note: Dampers are numbered starting with number 1 next to the Zoning box control board.