

Advanced BMS Integration Solution with the intelligent Touch Manager™ 2+

DCM014A51 - iTM BACnet® Server Gateway Option

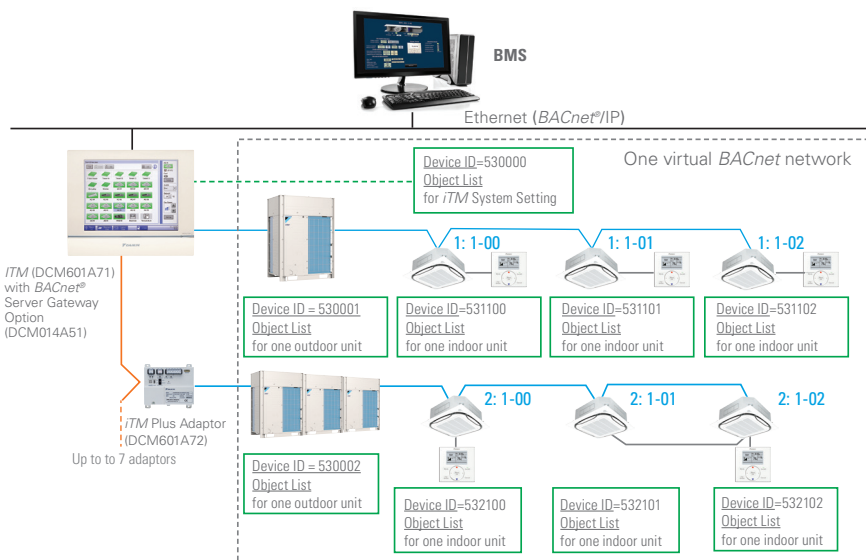
The intelligent Touch Manager™ is capable of serving as a *BACnet* interface for Building Management System (BMS) integration. With the *iTM BACnet* Server Gateway Option (DCM014A51), the *iTM* provides BMS integrators with the ability to monitor and/or control the *VRV* indoor and outdoor units, eliminating the need for an additional hardware interface. Moreover, with the

latest software update to the *iTM* 2+ (v2.07), the *iTM* is able to serve as a service tool to access indoor and outdoor unit operation data. With the *iTM BACnet* Server Gateway Option, the operation data points for both the IDU (indoor unit) and ODU (outdoor unit) are also available to the BMS through *BACnet*.

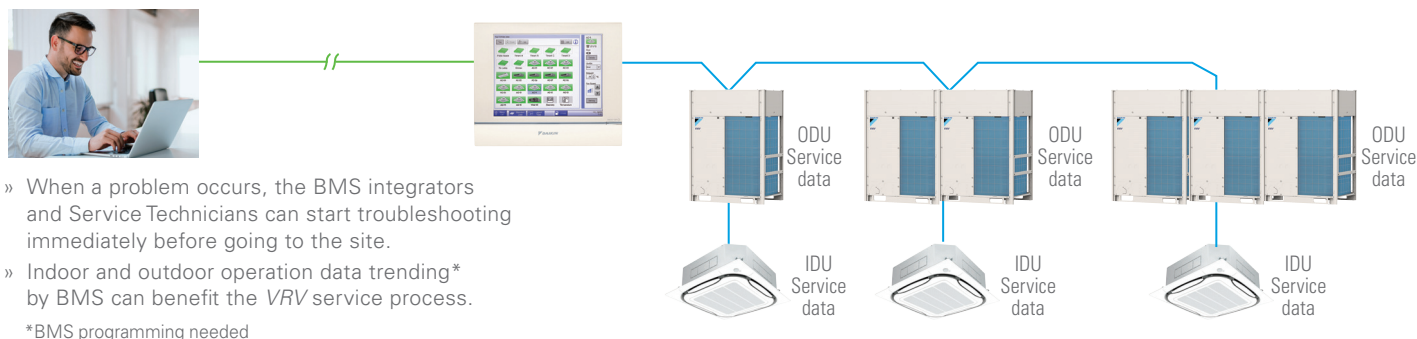
Features

- » Additional service data points are now available*:
 - 6 new IDU service data points
 - 9 new common ODU service data points and 22 new service data points for each ODU module
- » Direct connection on *iTM* using the *BACnet*/IP Protocol
- » ***BACnet* virtual router** function implemented:
 - **Individual *BACnet* device ID** assigned to each indoor unit group address and each outdoor unit
 - Indoor unit group names created in the *iTM* are visible on the BMS
- » Easy commissioning using CSV file
 - Available objects can be configured for each indoor unit
- » Supports Change of Value (COV) notifications to the BMS
- » Configurable as a *BACnet* foreign device if a BBMD exist on a different subnet within a *BACnet* network
- » **Independent heating and cooling setpoints** for occupied and unoccupied periods
- » Individual min/max **Setpoint Range Limitation** for heat and cool modes
- » The *iTM*'s **auto changeover, setpoint range limitation, setback, dual setpoint** logic and **schedule** can be accessed by the BMS
- » Up to 128 Device IDs (including both indoor units and outdoor units) and up to 4000 *BACnet* objects can be monitored and controlled by BMS.
 - When the IDU/ODU operation data is enabled a total of 128 devices and 4000 *BACnet* points are available
- » Up to 7 *iTM* Plus Adapters can be connected to an *iTM* for a total of 8 DIII-Net ports

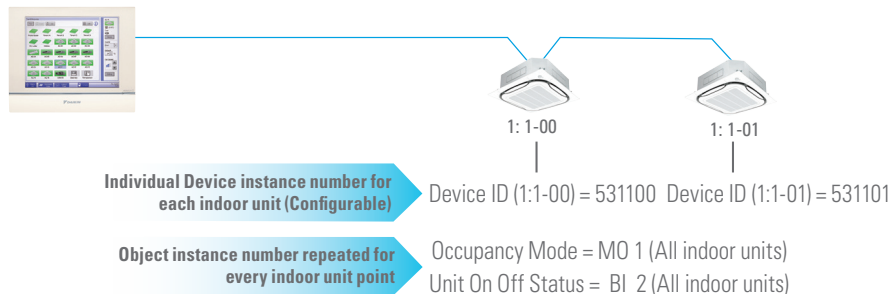
* supported outdoor unit model only




Powerful Service Tool with Indoor and Outdoor Unit Operation Data Points



Enhanced BMS Integration Solution for Indoor Unit Operation



Advanced iTM BACnet Server Gateway Points

 BMS	iTM System Settings	Enable/disable iTM schedule operation	Schedule	iTM Control Logic
		Enable/disable iTM auto changeover operation	Auto Changeover	
Indoor Unit Operation and Monitoring		Timed override minutes	Timer Extension Minutes	
		System forced off	Emergency Stop	
		Occupancy mode (occ, unocc, standby)	On/Off	
		Occupied cooling and heating setpoint	Occupied Dual Setpoint	
		Unoccupied cooling and heating setpoint	Setback Setpoints	
		Maximum and minimum cooling setpoint	Setpoint Range Limitation	
		Maximum and minimum heating setpoint	Min. Cool/Heat SP Differential	
		Minimum cooling and heating setpoint differential	Setpoint Tracking Mode	
		Cooling and heating setpoint tracking mode	Remote Controller Prohibit	
		Remote control prohibit	Timer Extension	
		Timed override operation	And more basic functions...	
		Current unit operation (off, normal, override, setback)		
		Forced indoor unit thermo-off		
		Indoor unit changeover option availability		
		Indoor fan status		
		and more basic operation and monitoring points...		
	</			

How to Acquire

- » The iTM BACnet[®] Server Gateway option is a software license that needs to be purchased.
- » The iTM requires version 2.07 or later and a software license key to activate the BACnet Server Gateway software

Find out more about BACnet Server Gateway Option.

Contact your local Sales Representative, visit Daikin City or www.daikinac.com

Daikin and its design are trademarks owned by Daikin.