


DAIKIN



OPERATION MANUAL

VRV SYSTEM Inverter Air Conditioners

MODEL

Ceiling-mounted duct type low static pressure unit

FXDQ07MVJU

FXDQ09MVJU

FXDQ12MVJU

FXDQ18MVJU

FXDQ24MVJU

Read these instructions carefully before installation.
Keep this manual in a handy place for future reference.
This manual should be left with the equipment owner.

Safety considerations

Please read these "Safety considerations" carefully before installing air conditioning equipment and be sure to install it correctly. After completing the installation, make sure that the unit operates properly during the start-up operation.

Please instruct the customer on how to operate the unit and keep it maintained.

Also, inform customers that they should store this operation manual along with the installation manual for future reference. This air conditioner comes under the term "appliances not accessible to the general public".

Meaning of danger, warning, caution and note symbols.

⚠ DANGERIndicates an imminently hazardous situation which, if not avoided, will result in death or severe injury.

⚠ WARNINGIndicates a potentially hazardous situation which, if not avoided, could result in death or serious injury.

⚠ CAUTIONIndicates a potentially hazardous situation which, if not avoided, may result in minor or moderate injury. It may also be used to alert against unsafe practices.

⚠ NOTEIndicates situation that may result in equipment or property-damage-only accidents.

Keep these warning sheets handy so that you can refer to them if needed.

Also, if this equipment is transferred to a new user, make sure to hand over this operation manual to the new user.

⚠ DANGER

- **Any abnormalities in the operation of the air conditioner such as smoke or fire could result in severe injury or death.**
Turn off the power and contact your dealer immediately for instructions.
- **Refrigerant gas may produce toxic gas if it comes in contact with fire such as from a fan heater, stove or cooking device. Exposure to this gas could cause severe injury or death.**
- **For refrigerant leakage, consult your dealer.**
Refrigerant gas is heavier than air and replaces oxygen. A massive leak could lead to oxygen depletion, especially in basements, and an asphyxiation hazard could occur leading to serious injury or death.
- **If equipment utilizing a burner is used in the same room as the air conditioner, there is the danger of oxygen deficiency which could lead to an asphyxiation hazard resulting in serious injury or death.**
Be sure to ventilate the room sufficiently to avoid this hazard.
- **Safely dispose of the packing materials.**
Packing materials, such as nails and other metal or wooden parts, may cause stabs or other injuries.
Tear apart and throw away plastic packaging bags so that children will not play with them. Children playing with plastic bags face the danger of death by suffocation.
- **Do not install the unit in an area where flammable materials are present due to risk of explosion resulting in serious injury or death.**

⚠ WARNING

- **It is not good for your health to expose your body to the air flow for a long time.**
- **Ask your dealer for installation of the air conditioner.**
Incomplete installation performed by yourself may result in a water leakage, electric shock, and fire.
- **Ask your dealer for improvement, repair, and maintenance.**
Incomplete improvement, repair, and maintenance may result in a water leakage, electric shock, and fire.
- **Improper installation or attachment of equipment or accessories could result in electric shock, short-circuit, leaks, fire or other damage to the equipment. Be sure only to use accessories made by Daikin which are specifically designed for use with the equipment and have them installed by a professional.**
- **Ask your dealer to move and reinstall the air conditioner.**
Incomplete installation may result in a water leakage, electric shock, and fire.
- **Never let the indoor unit or the remote controller get wet.**
It may cause an electric shock or a fire.
- **Never use flammable spray such as hair spray, lacquer or paint near the unit.**
It may cause a fire.
- **Never replace a fuse with that of wrong ampere ratings or other wires when a fuse blows out.**
Use of wire or copper wire may cause the unit to break down or cause a fire.
- **Never remove the fan guard of the unit.**
A fan rotating at high speed without the fan guard is very dangerous.
- **Never inspect or service the unit by yourself.**
Ask a qualified service person to perform this work.
- **Cut off all electric waves before maintenance.**
- **To avoid the risk of serious electrical shock, never sprinkle or spill water or liquids on the unit.**
- **Operating the air conditioner with wet hands could result in a shock hazard.**
- **Check the unit stand for damage on a continuous basis, especially if it has been used for a long time.**
If left in a damaged condition the unit may fall and cause injury.
- **Placing a flower vase or other containers with water or other liquids on the unit could result in a shock hazard or fire if a spill occurs.**
- **Do not allow children to play on or around the unit as they could be injured.**
- **Do not put a finger or other objects into the air inlet or air outlet.**
The fan is rotating at high speed and will cause injury.
- **The heat exchanger fins are sharp enough to cut.**
To avoid injury wear gloves or cover the fins while working around them.
- **Be sure to establish an earth.**
Do not earth the unit to a utility pipe, arrester, or telephone earth.
Incomplete earth may cause electrical shock, or fire.
A high surge current from lightning or other sources may cause damage to the air conditioner.
- **Be sure to install an earth leakage breaker.**
Failure to install an earth leakage breaker may result in electric shocks, or fire.

- **Never touch the internal parts of the controller.**
Do not remove the front panel because some parts inside are dangerous to touch. In addition, some parts may be damaged. For checking and adjusting internal parts, contact your dealer.
-

 **CAUTION**

- **Do not use the air conditioner for other purposes.**
In order to avoid any quality deterioration, do not use the unit for cooling precision instruments, food, plants, animals or works of art.
 - **Do not place items under the indoor unit which may be damaged by water.**
Condensation may form if the humidity is above 80% or if the drain outlet gets blocked.
 - **Avoid placing the controller in a spot splashed with water.**
Water coming inside the machine may cause an electric leak or may damage the internal electronic parts.
 - **Do not operate the air conditioner when using a room fumigation - type insecticide.**
Failure to observe could cause the chemicals to become deposited in the unit, which could endanger the health of those who are hypersensitive to chemicals.
 - **Do not turn off the power immediately after stopping operation.**
Always wait at least five minutes before turning off the power. Otherwise, water leakage and trouble may occur.
 - **The appliance is not intended for use by young children or infirm persons without supervision.**
 - **The remote controller should be installed in such away that children cannot play with it.**
 - **Consult with installation contractor for cleaning the inside of the air conditioner.**
Wrong cleaning may make the plastics parts broken or cause failure of water leakage or electric shock.
 - **Do not place objects in direct proximity of the outdoor unit and do not let leaves and other debris accumulate around the unit.**
Leaves are a hotbed for small animals which can enter the unit. Once in the unit, such animals can cause malfunctions, smoke or fire when making contact with electrical parts.
-

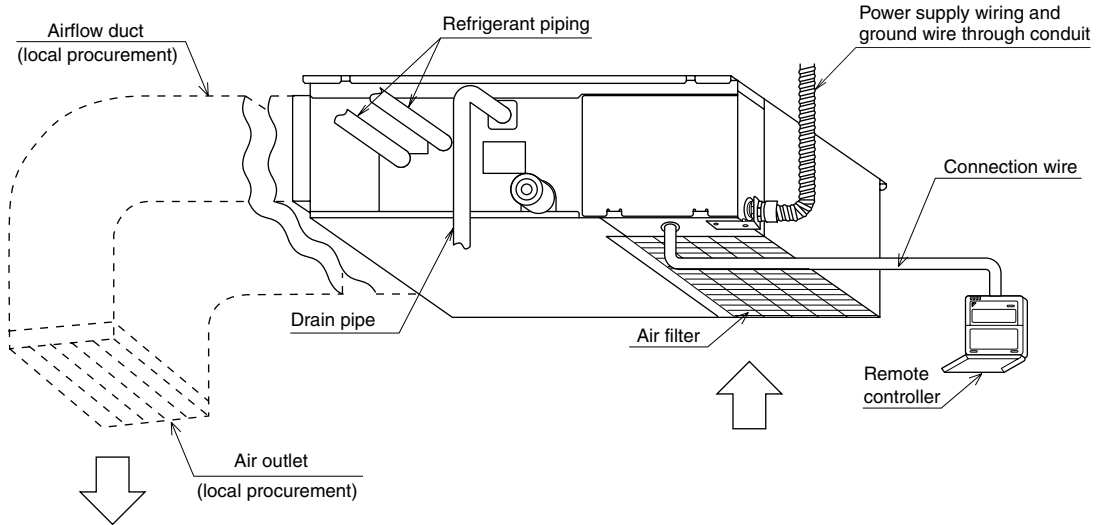
 **NOTE**

- **Never press the button of the remote controller with a hard, pointed object.**
The remote controller may be damaged.
 - **Never pull or twist the electric wire of the remote controller.**
It may cause the unit to malfunction.
 - **Arrange the drain hose to ensure smooth drainage. Incomplete drainage may cause wetting of the building, furniture etc.**
 - **Do not place the controller exposed to direct sunlight.**
The LCD display may get discolored, failing to display the data.
 - **Do not wipe the controller operation panel with benzine, thinner, chemical dustcloth, etc.**
The panel may get discolored or the coating peeled off. If it is heavily dirty, soak a cloth in water-diluted neutral detergent, squeeze it well and wipe the panel clean. And wipe it with another dry cloth.
-

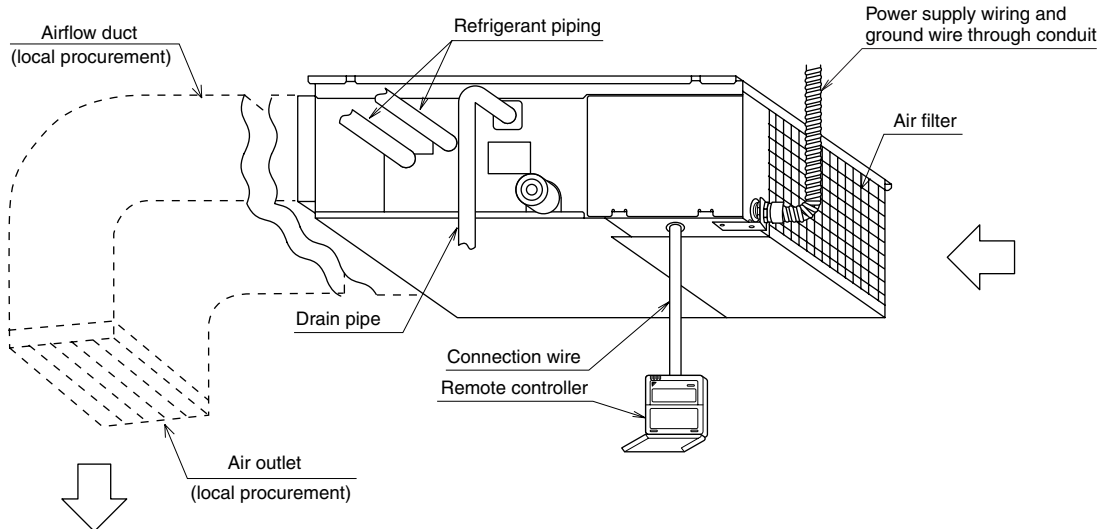
- **Dismantling of the unit, treatment of the refrigerant, oil and eventual other parts, should be done in accordance with the relevant local and national regulations.**
 - **Do not dry the filter by exposing it to direct sunlight or warming it using fire, etc. Doing so can result in the deformation of the filter.**
-

Part name and functions

In case of suction from bottom side



In case of suction from back side



Maintenance


⚠ WARNING

- Only a qualified person is allowed to perform maintenance without daily maintenance.
 - Before touching any of connection wirings, be sure to turn off all power supply switches.
 - For installation of optional parts, only a qualified person is allowed to do so.
- Be sure to use optional parts specified by our company. Installation in your own manner may result in water leakage, electric shock or fire.


⚠ CAUTION

- Be sure to stop operation and turn the power switch off before cleaning the air conditioner.

Otherwise, an electric shock or injury may result.



- **Do not wash the air conditioner with water.**
Doing so may result in an electric shock.



- **Consult with installation contractor for cleaning the inside of the air conditioner.**
Wrong cleaning may make the plastics parts broken or cause failure of water leakage or electric shock.
- **Use a stable stool.**
Use extra cautions when cleaning the air conditioner.

⟨Maintenance and inspection⟩

- Clean the drain pan periodically. The drain pipes clogged with dust will cause water leakage.
- For cleaning, consult with your Daikin dealer.
(Before each season when cooling or heating is required, clean the air conditioner.)
- If the area around the indoor unit is very dusty, use a dust-proof cover (local procurement).



⟨Cleaning the inside of the indoor unit⟩

- It is necessary to clean the inside of the indoor unit periodically.
Since the cleaning requires special technologies, request a Daikin dealer to clean them.

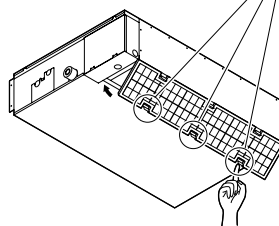
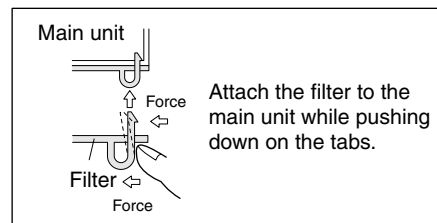
Daily maintenance:

⟨Cleaning the air filter⟩

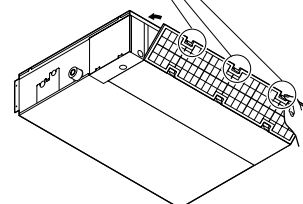
Explanation

- Removing the air filter except when cleaning the air conditioner may result in accidents.
- When the  mark is displayed on the remote controller, please clean the filter.
- When the operating time exceeds the designated time, this mark will be displayed.
- If using the air conditioner under very dusty environment, increase the frequency of air filter cleaning.
- When you want to change the setting time until the  mark is displayed, consult with your dealer.
(The default factory setting is 2500 hours.)
- There are the following time, display pattern.
1250, 2500, 5000, 10000

1. Remove the air filter.



In case of bottom side



In case of back side

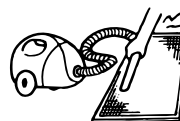
2. Clean it.

CAUTION

- Do not wash the air conditioner with hot water of more than 120°F. Doing so may result in discoloration or deformation.
- Never dry the filter by direct firing. Doing so may result in burning.
- For cleaning local procurements, consult with your dealer.

(1) Use a vacuum cleaner (A) or wash the air filter (B) to remove dust and trash.

(A) Remove dust and trash using a vacuum cleaner.



(B) Wash it with water.

When the air filter is very dirty, use a soft brush and neutral detergent.




Dewater and dry in the shade.



3. Attach the air filter.

4. Push the “filter sign reset” button on the remote controller.

The display “” vanishes.

⟨Cleaning the air outlet and exterior⟩

CAUTION

- Do not use gasoline, benzene, thinner, polishing powder or liquid insecticide.
Do not use hot water of 120°F or higher, as doing so may result in discoloration or deformation.

- (1) Clean with dry soft cloth.
(When it is difficult to remove stains, use water or neutral detergent.)

! WARNING

- Do not let the indoor unit get wet as it may cause an electric shock or fire.

If the following phenomenon occurs, contact your dealer.

! DANGER

- **Any abnormalities in the operation of the air conditioner such as smoke or fire could result in severe injury or death.**

Turn off the power and contact your dealer immediately for instructions.

Phenomenon

- The safety devices such as fuse, breaker, ground fault interrupter, etc. often operate or operations of the operation switch are unstable.

Take the following actions before contact.

Turn off the switch.

- If the ON/OFF switch does not properly work;

Take the following actions before contact.

Turn off the main power switch.

Phenomenon

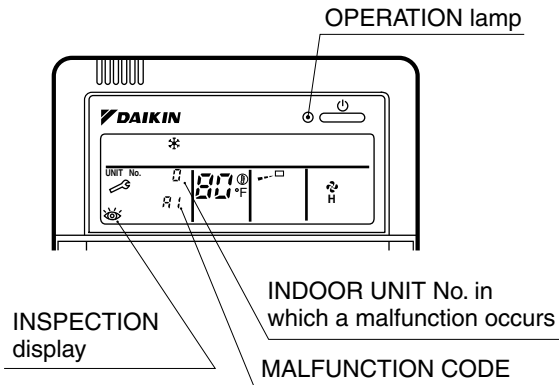
- Water leaks out from the air conditioner.

Take the following actions before contact.

Stop the operation.

Phenomenon

- The "OPERATION lamp", "INSPECTION display" or "UNIT No." is winking and lit, and "MALFUNCTION CODE" is displayed.



Take the following actions before contact.

Inform the dealer of the details being displayed on the remote controller.

DAIKIN INDUSTRIES, LTD.

Head office:

Umeda Center Bldg., 2-4-12, Nakazaki-Nishi,
Kita-ku, Osaka, 530-8323 Japan

Tokyo office:

JR Shinagawa East Bldg., 2-18-1, Konan,
Minato-ku, Tokyo, 108-0075 Japan

